



# Complete Lighting Guide 2024

Manufacturers of quality lighting since 1920

Scan the QR Code below  
for further info



British Electric Lamps Ltd  
[www.bellighting.co.uk](http://www.bellighting.co.uk)



As part of our commitment to minimising impact on the environment, the paper used to produce this catalogue is from sustainable sources. Reducing our carbon footprint is a priority and BELL make every effort to ensure our effect on the environment is as minimal as possible.

## Exterior Lighting

### Floodlights

<a href="#">Skyline Powertron</a>	Page 12
<a href="#">Skyline Padel</a>	Page 14
<a href="#">Skyline Elite+</a>	Page 16
<a href="#">Skyline Elite+ High Output Asymmetric LED Floodlight</a>	Page 18
<a href="#">Skyline Virtus Asymmetric/Symmetric LED Floodlight</a>	Page 20
<a href="#">Skyline Slim+ LED Floodlight</a>	Page 24

### Wallpack

<a href="#">Muro Wallpack</a>	Page 26
<a href="#">Lumo Asymmetric Wallpack</a>	Page 28

### Street Lights

<a href="#">Alto LED Street Light</a>	Page 30
---------------------------------------	---------

### Garden Lights

<a href="#">Luna Outdoor Wall / Spike Garden Light IP65</a>	Page 32
<a href="#">Luna Grande Outdoor Wall Light IP65</a>	Page 34

### Lanterns

<a href="#">Retro Vintage Lantern</a>	Page 36
---------------------------------------	---------

## Interior Lighting

### Warehouse Lighting

<a href="#">Illumina Atlas Switchable Wattage LED High Bay</a>	Page 38
<a href="#">Illumina Slim Elite LED High Bay</a>	Page 40
<a href="#">Illumina Muto Switchable Wattage LED High/Low Bay</a>	Page 42
<a href="#">Illumina Calor LED High Bay</a>	Page 44
<a href="#">Illumina Linear High Intensity UGR &lt;20 LED High Bay</a>	Page 46

## Battens

<a href="#">Dura LED Integrated Anti Corrosive Batten</a>	Page 48
<a href="#">Dura LED Integrated CCT Anti Corrosive Batten</a>	Page 52
<a href="#">Mentor LED Integrated CCT UGR &lt;19 Batten</a>	Page 54
<a href="#">Ultra LED Integrated Batten</a>	Page 56
<a href="#">Ultra LED CCT Integrated Batten</a>	Page 60
<a href="#">Ultra Slim LED Integrated Batten</a>	Page 62

## Bulkheads

<a href="#">Aqua1 LED CCT Wattage Switchable Bulkhead</a>	Page 64
<a href="#">Aqua Genesis Bulkhead</a>	Page 66
<a href="#">Universal Wattage Switchable LED Gear Tray</a>	Page 68
<a href="#">Deco Slim LED CCT Bulkhead</a>	Page 70
<a href="#">Deco Grande LED Bulkhead</a>	Page 74

## Panels

<a href="#">Arial LED Round Panel</a>	Page 76
<a href="#">Arial LED Converter/Large Converter</a>	Page 78
<a href="#">Arial Pro LED CCT Downlight</a>	Page 80
<a href="#">Arial Plus Multi Backlit High Output UGR &lt;19 LED Panel</a>	Page 82
<a href="#">Arial Multi Backlit LED Panel</a>	Page 84
<a href="#">Arial Multi IP65 Backlit LED Panel</a>	Page 86
<a href="#">Arial T-Pro Multi Troffer Backlit LED CCT Panel</a>	Page 88

## Downlights

<a href="#">Firestay Duo Integrated LED Fixed/ Centre Tilt Downlight</a>	Page 90
<a href="#">Firestay Integrated LED CCT Fixed/Centre Tilt Downlight</a>	Page 92
<a href="#">Firestay Primo Integrated LED Fixed Downlight</a>	Page 94
<a href="#">Firestay Geo® LED Sustainable Modular Downlight</a>	Page 96
<a href="#">Firestay LED Anti-Glare CCT Fixed Downlight &amp; Centre Tilt Downlight</a>	Page 98
<a href="#">Firestay Guardian Non Integrated Downlight</a>	Page 100

---

[Firestay Protector Non Integrated Downlight](#) Page 102

---

[Firestay Non Integrated Downlight](#) Page 104

---

## Accessories

### Connectors

---

[Quick Fix Connector - 3/4 Pole](#) Page 106

---

## Dimmers

---

[Smart Universal LED Trailing/Leading Edge Dimmer Module](#) Page 107

---

# Emergency Lighting

---

[Spectrum LED Emergency Hinged Exit Box](#) Page 108

---

[Emergency Exit Blades](#) Page 110

---

[Spectrum LED Emergency 6 in 1 Exit Blade](#) Page 112

---

[Spectrum LED Emergency Non Maintained Downlight](#) Page 114

---

[Spectrum LED Recessed Downlight](#) Page 116

---

[Spectrum LED Emergency Non Maintained Downlight](#) Page 118

---

[Spectrum 2W LED Emergency Non Maintained Downlight - Surface or Recessed](#) Page 120

---

[Spectrum LED Emergency IP65 Twin Spot](#) Page 122

---

[Spectrum LED Emergency Bulkhead / Recessed](#) Page 124

---

[Spectrum Pro LED High Power Emergency Bulkhead](#) Page 126

---

[Batten Mount 1W Emergency Pack For Battens Open Area Lens](#) Page 128

---

# Lamps

## LED GU10 Lamps

---

[LED Genesis GU10](#) Page 132

---

[LED Halo GU10](#) Page 134

---

[LED Halo Elite GU10](#) Page 135

---

[LED Platinum Class A Glass GU10](#) Page 136

---

[LED Platinum Class B Glass GU10](#) Page 137

---

[LED Halo Glass GU10](#) Page 138

---

[LED Halo Elite Glass GU10](#) Page 139

---

<a href="#">LED Dim to Warm GU10</a>	Page 140
<a href="#">LED Long Neck GU10</a>	Page 141
<a href="#">LED Pro Precision GU10</a>	Page 142
<b>LED MR16 Lamps</b>	
<a href="#">LED LV Halo MR16</a>	Page 143
<b>LED MR11 Lamps</b>	
<a href="#">LV LED Halo MR11</a>	Page 144
<b>LED AR111 Lamps</b>	
<a href="#">LED AR111</a>	Page 145
<b>LED PAR Lamps</b>	
<a href="#">LED PAR Lamp</a>	Page 146
<a href="#">LED External PAR 38 Lamp</a>	Page 147
<b>LED Filament Lamps</b>	
<a href="#">LED Filament Candle</a>	Page 148
<a href="#">LED Filament Round</a>	Page 152
<a href="#">LED Filament GLS</a>	Page 154
<a href="#">LED Filament Tubular</a>	Page 156
<a href="#">LED Filament Clear Globe</a>	Page 157
<a href="#">LED Filament Squirrel Cage</a>	Page 158
<a href="#">LED Class A Filament GLS/Squirrel Cage</a>	Page 159
<b>LED Fairy Lamps</b>	
<a href="#">LED Fairy Lamps</a>	Page 160
<b>Soft Coil Lamps</b>	
<a href="#">LED Soft Coil Gunmetal Squirrel Cage &amp; Large Globe</a>	Page 161
<b>LED Vintage Lamps</b>	
<a href="#">LED Vintage Squirrel Cage</a>	Page 162
<a href="#">LED Vintage Globe</a>	Page 163
<a href="#">LED Vintage Candle</a>	Page 164

---

[LED Vintage Tubular](#) Page 165

## LED Aztex High CRI Lamps

---

[Aztex LED Soft Coil Pear Drop & Large Globe](#) Page 168

---

[Aztex LED Soft Coil Candle, GLS & Squirrel Cage](#) Page 169

---

[Aztex LED High CRI Vintage Candle, GLS & Squirrel Cage](#) Page 170

---

[Aztex LED High CRI Vintage Globes](#) Page 171

---

[Aztex LED High CRI G9 & Pygmy](#) Page 172

---

[Aztex LED High CRI Vintage Tower Bubble](#) Page 173

---

[Aztex LED High CRI Vintage Bubble](#) Page 174

---

[Aztex LED High CRI Double Ended Strip](#) Page 175

## LED Candle Lamps

---

[LED Candle](#) Page 176

## LED Round Lamps

---

[LED Round](#) Page 180

## LED GLS Lamps

---

[LED GLS](#) Page 182

---

[LED Genesis GLS](#) Page 184

## LED Photocell Lamps

---

[LED Photocell GLS](#) Page 185

## LED Reflectors

---

[LED Reflector](#) Page 186

## LED Appliance Lamps

---

[LED Appliance Lamp](#) Page 187

---

[LED Cooker Hood](#) Page 187

---

[LED Pygmy](#) Page 187

## LED G4/G9 Capsules

---

[LED G4 Capsule](#) Page 188

---

[LED G9 Capsule](#) Page 188

---

## LED Square Lamps

[LED Square 2/4 Pin](#)

Page 189

## LED 110V Lamps

[LED 110V GLS](#)

Page 190

## LED Amenity Lamps

[LED BLD/BLT](#)

Page 191

[LED BLL/BLS](#)

Page 192

[LED Strip](#)

Page 193

[LED T8](#)

Page 194

[LED T5](#)

Page 195

## Halogen Lamps

[Class 'C' Energy Saving 78/117mm R7's Linear](#)

Page 196

[Class C Halogen Capsule](#)

Page 197

[LV Capsule UV Block](#)

Page 197

## Incandescent Lamps

[Pygmy/Small Sign/Night Light](#)

Page 198

[Appliance Lamps](#)

Page 199

## Glossary

Page 201

[WERCS Recycling](#)

Page 203



## BELL Warranties

Our Warranty offer is genuine and transparent, whilst also being long-lasting and protecting the interests of our customers. We are confident in our products thanks to our extensive testing and strong supplier relationships.

When you choose BELL Lighting, you choose products which have been developed with longevity in mind, which allows us to protect them with industry leading Warranties. This long-term approach is thanks to our status as a family business with a rich British heritage and over 100 years of innovation. We are not afraid to release products into the market which are ahead of their time, because we will be around and thriving in many years to come.

Quality Assured  
Product Warranty<sup>3</sup>

**10 Year**

Quality Assured  
Product Warranty<sup>3</sup>

**8 Year**

Quality Assured  
Product Warranty<sup>3</sup>

**7 Year**

Quality Assured  
Product Warranty<sup>3</sup>

**5 Year**

Quality Assured  
Product Warranty<sup>3</sup>

**3 Year**

Quality Assured  
Product Warranty<sup>3</sup>

**2 Year**

On site  
Warranty<sup>3</sup>

**2 Year**

On site  
Warranty<sup>3</sup>

**1 Year**

### Gold Product Warranties

Our Gold Product Warranty reflects the extreme belief which we have in our product range. Our Gold Product Warranty package protects our professional range of products with up to 10 years of support from BELL Lighting. The protection which we offer our customers is substantial and transparent; we are a company which has a strong desire to build long-term business relationships, and as a result we want to support our customers and work in partnership with them.

### Silver Product Warranties

Our Silver Product Warranty offers peace of mind, protecting our customers in the unlikely event of product failure. Our Silver Product Warranty package covers selected product ranges for up to 5 years and is in place alongside our exceptional testing facilities to provide our customers with full confidence when choosing BELL Lighting.

### 1/2 Year On Site Warranty

Our 1/2 Year On Site Warranty offers supporters of BELL Lighting complete peace of mind. We believe that our On Site Warranty should be championed, and our introduction of this form of protection represents the genuine and unwavering confidence which we have in our product development, testing facilities, and customer service. One of our core values as a business is 'Customer Experience' and our Warranty offer exemplifies this central pillar of our company.

<sup>1</sup> Exceeds EU standard of 70 for Lumens Maintenance Ratio

<sup>2</sup> Exceeds EU standard of RA 70 for Colour Rendering Index

<sup>3</sup> Subject to terms & conditions (Contact Customer Service)

Emergency versions must be tested in line with the requirements of BS5266, failure to do so may effect battery life and warranty.

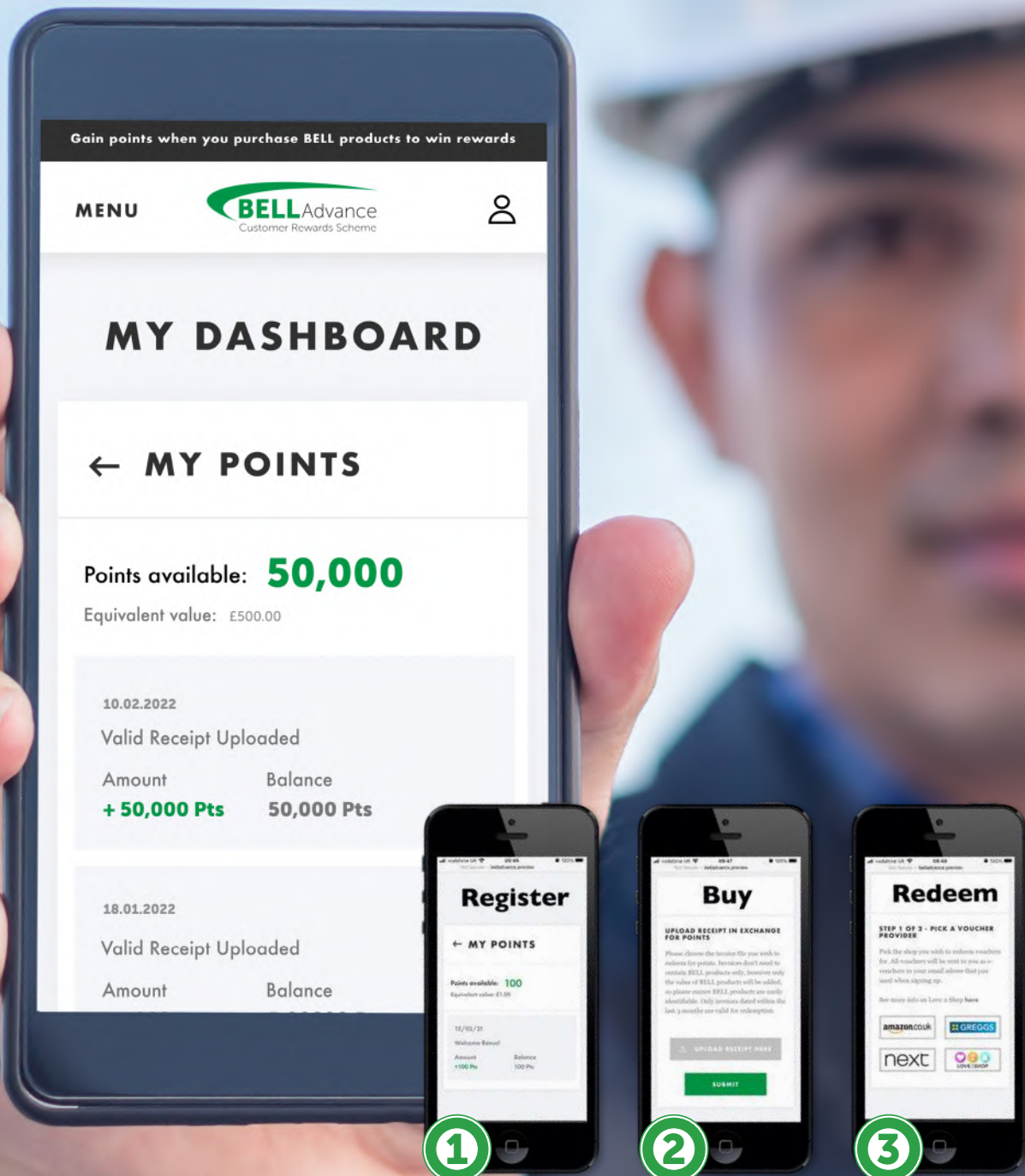
LMR80: Maximum 20% of lumen depreciation over rated hours. B10: Maximum 10% of fittings failure rate over rated hours

# Customer Rewards Scheme

As a thank you, we have launched our brand new BELL Advance Customer Rewards Scheme. Our aim is to reward loyalty, the more you spend, the more we give back to you, the contractor.

- 1 **Register** at [www.belladvance.co.uk](http://www.belladvance.co.uk) and receive your complimentary reward points along with automatic entry to our monthly prize draw.
- 2 **Buy** BELL Lighting Products & collect points, take a photo of your invoice and upload.
- 3 **Redeem** once you have accumulated your well-earned points, simply redeem your rewards in the form of retail vouchers, emailed direct to your inbox.

Index



See above website for full terms & conditions

## Lighting Design, a dedicated team of specialist engineers ready to help

Our team of professional lighting designers and engineers have over 50 years of experience in the lighting industry. We know the importance of good lighting design and the benefits a lighting engineer will bring to a project. Our lighting design service ensures correct light levels are achieved in compliance with current regulations.

Our specialised knowledge of lighting and lighting control systems provides a smooth hassle free process, delivering beautiful energy saving lighting solutions on time and on budget.



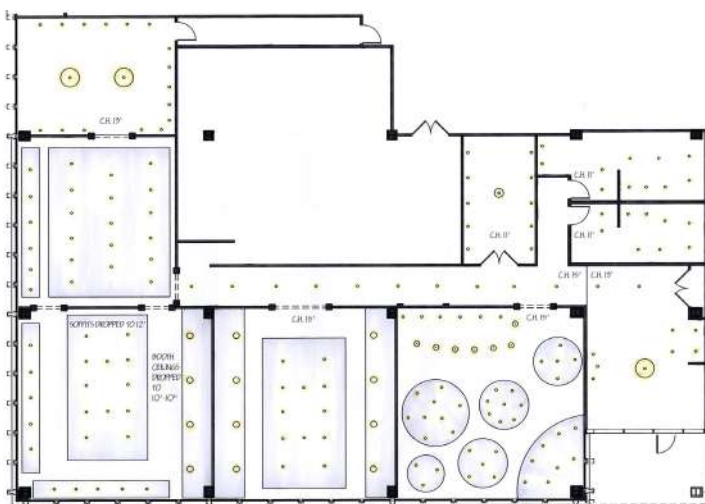
Index

Working within the UK and internationally, the lighting team have established a reputation for designing a broad range of exciting projects of all sizes, from single rooms through to partnerships with multi-disciplined design teams on large infrastructure projects.

We are a responsive and fast moving team who can manage the complete lighting design process from concept through to the tender & supply


For all internal, external & emergency projects contact:

[lightingdesign@belllighting.co.uk](mailto:lightingdesign@belllighting.co.uk)



## Skyline Powertron Asymmetric LED Floodlight

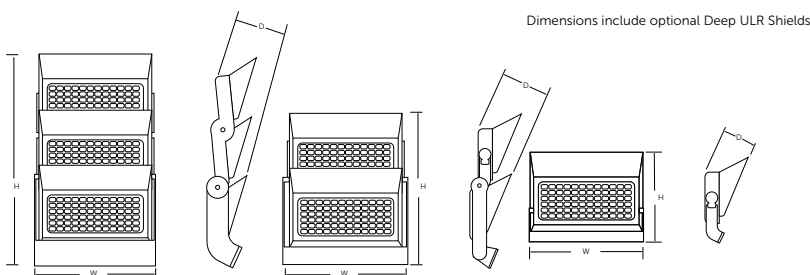
- Ideal for external sports lighting facilities
- Black powder coated die cast robust aluminium construction
- 600/1200/1800W Modular Body Design
- Genuine replacement for 1000W/2000W Metal Halide Floodlights
- Fully adjustable angled mounting bracket
- Suitable for multiple row column installations
- Scope available on request for fine on site aiming
- Full cut-off horizontal asymmetric floodlight
- Optional ULR Shields available for 0% upward light, glare and obstructive light reduction
- Remote driver gear tray, can be mounted on ground level for easy maintenance



Index

600W $\equiv$ 1000W MH Energy Saving 40%	1200W $\equiv$ 2000W MH Energy Saving 40%						
Quality Assured Product Warranty <sup>2</sup> <b>10 Year</b>	On site Warranty <sup>2</sup> <b>2 Year</b>	Colour Rendering Index <sup>2</sup> <b>70</b>	Lumens Maintenance Ratio <sup>2</sup> <b>L80 B10</b>	Water & Dust Protected <b>IP66</b>	Surge Protected <b>10000V</b>	Impact Rating <b>IK8</b>	Operating Hours <b>100,000</b>

Technical Specification	
Construction	Powder coated die-cast aluminium (RAL 9017)
Driver	600W UPowerTek / 1200 & 1800W BELL
LED Chip	OSRAM 3737
Input Voltage	200-240
Power Factor	> 0.9
Operating Temp	-30°C - +35°C
Standard	CE & UKCA





Index

**10 Year Gold Warranty**

Code	W	Description	Lm (up to)	Temp	Lm/W (up to)	Weight Remote/Inc Driver	Windage	WxHxD (mm)
11330	600	NAB Floodlight	94,200	4200K	157			
11829	600	MAB Floodlight	92,600	4200K	154	8.9 Kg / 13.2 Kg (Excluding visor)	0.09m <sup>2</sup> @ 0°	605x474x172
11830	600	WAB Floodlight	92,800	4200K	155			
11331	1200	NAB Floodlight	188,650	4200K	157			
11831	1200	MAB Floodlight	186,000	4200K	155	22.5 Kg / 27.9 Kg (Excluding visor)	0.22m <sup>2</sup> @ 0°	655x810x400
11832	1200	WAB Floodlight	185,900	4200K	155			
11332	1800	NAB Floodlight	283,330	4200K	157			
11833	1800	MAB Floodlight	280,450	4200K	156	30.4Kg / 36.3Kg (Excluding visor)	0.40m <sup>2</sup> @ 0°	695x1125x435
11834	1800	WAB Floodlight	280,260	4200K	156			
11341		Deep Visor	-	-	-	-	-	-
11345		Shallow Visor	-	-	-	-	-	-
11828		Deep Back Shield	-	-	-	-	-	-
11844		Shallow Back Shield	-	-	-	-	-	-
11346		Aiming Scope	-	-	-	-	-	-

## Wattage Switchable LED Padel Floodlight

- Perfect for all Padel Courts
- Genuine replacement for 600/1000W Floodlight
- Wattage switchable function
- Super Slimline Design
- Fully encapsulated IP65 TUV certified driver
- Rated voltage 100/240V
- Front and rear spill visor available (Code: 11901)
- 4 x Skyline Padel Floodlights per court at 240W, achieves LTA Regional Competition and Recreational compliance of >300 lux
- 4 x Skyline Padel Floodlights per court at 320W, achieves LTA National and International Competition compliance of >500 lux

Index



Optional Visors

Quality Assured  
Product Warranty<sup>2</sup>  
**7 Year**

On site  
Warranty<sup>3</sup>  
**2 Year**

Colour Rendering  
Index<sup>2</sup>  
**70**

Lumens  
Maintenance Ratio<sup>2</sup>  
**L80 B10**

Water & Dust  
Protected  
**IP65**

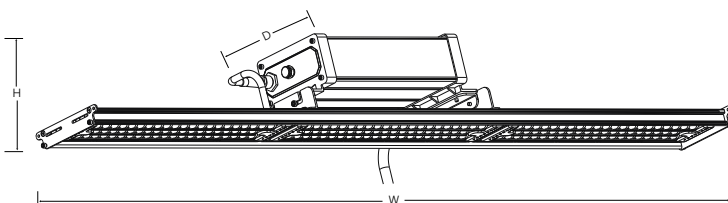
Impact  
Rating  
**IK10**

Surge  
Protected  
**20000V**

Operating  
Hours  
**50,000**

### Technical Specification

Construction	Powder coated extruded aluminium (RAL870-3)
Driver	Sosen
LED Chip	BMTC 5050
Input Voltage	100-240V
Power Factor	> 0.9
Operating Temp	-30°C - +50°C
Standard	CE & UKCA

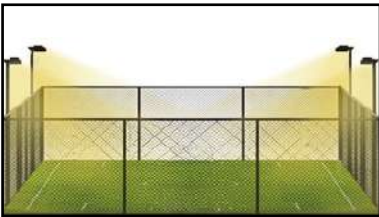




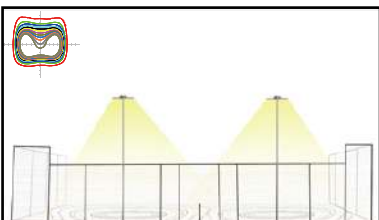
Index

**7 Year Gold Warranty**

Code	W	Description	Lm	Temp	Lm/W	Weight	Windage	WxHxD (mm)
11900	240 / 320	Padel Floodlight	39000 / 52000	4000K	162	7.6Kg	0.1m <sup>2</sup> @ 0°	1325x185x149
11901	-	Set of visors for above	-	-	-	-	-	-
11903	-	Bracket for above	-	-	-	-	-	-



Four Skyline Padel lights are sufficient to cover one padel court, saving on both lighting fixtures and installation costs.



With advanced asymmetrical intense 40.5° optics, the lighting fixture can be horizontally installed without any complex adjustment.

Padel court are a standard size, which means that you can easily produce lighting calculation, and simply adjust the fitting to the right angle when mounting.

## Symmetric LED Floodlight

- Perfect for large external sports facilities or industrial applications, complete with a fully adjustable mounting bracket
- 600W Symmetric Floodlight
- Genuine replacement for 1500W Metal Halide
- Up to 155 Lm/W
- IP66
- Visor for low upward light
- Low weight & windage when compared with HID luminaires
- Fully adjustable mounting bracket
- Angle markings for easy alignment

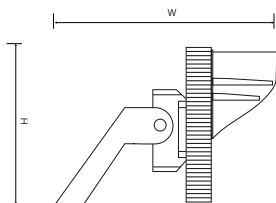


Index

600W  $\equiv$  1500W MH Energy Saving 60%

Quality Assured Product Warranty <sup>2</sup> <b>10 Year</b>	On site Warranty <sup>3</sup> <b>2 Year</b>	Colour Rendering Index <sup>4</sup> <b>80</b>	Lumens Maintenance Ratio <sup>5</sup> <b>L80 B10</b>	Water & Dust Protected <b>IP66</b>	Impact Rating <b>IK8</b>	Surge Protected <b>10000V</b>	Suitable For Site Lighting <b>110V</b>	Operating Hours <b>70,000</b>
---	--	--	---	---------------------------------------	-----------------------------	----------------------------------	---	----------------------------------

Technical Specification	
Construction	Die Cast LM6 Aluminium & Polycarbonate lens
Driver	Inventronics 1-10V Dim
LED Chip	Sosen
Input Voltage	100 - 277V (277 - 440V special order)
Power Factor	> 0.9
Operating Temp	-30°C - +35°C
Standard	CE & UKCA







Index

10 Year Gold Warranty

Code	W	Description	Lm	Temp	Lm/W	Weight	Windage	WxH (mm)
10770	600	Symmetric LED Floodlight 60°	89000	4000K	148	18.6 Kg	0.11m <sup>2</sup> @ 0°	633x467
10771	600	Symmetric LED Floodlight 30°	93000	4000K	155	-	-	

# SkylineELITE+

## High Output Asymmetric LED Floodlight

- Genuine replacement for up to 1500W Metal Halide Floodlight
- Perfect for sports, building facades, landscape, security & car park lighting
- Asymmetric distribution, low light pollution
- 145 Lm/W
- Aerodynamic, streamlined design for reduced windage
- Fully encapsulated IP66 TUV certified driver
- Nichia GRT-V1 LED
- Fully adjustable mounting bracket
- Die-cast aluminium



Index

600W  $\equiv$  1500W MH Energy Saving 60%

Quality Assured Product Warranty<sup>2</sup>  
**10 Year**

On site Warranty<sup>3</sup>  
**2 Year**

Colour Rendering Index<sup>4</sup>  
**80**

Lumens Maintenance Ratio<sup>5</sup>  
**L80 B10**

Water & Dust Protected  
**IP66**

Impact Rating  
**IK8**

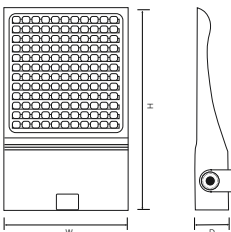
Surge Protected  
**10000V**

Suitable For Site Lighting  
**110V**

Operating Hours  
**70,000**

### Technical Specification

Construction	Polyester coated die-cast LM6 Marine Grade aluminium & toughened safety glass
Driver	Sosen (1-10V dimmable)
LED Chip	Nichia GRT-V1
Input Voltage	100 - 277V (277 - 440V special order)
Power Factor	> 0.9
Operating Temp	-30°C - +45°C
Standard	CE & UKCA



technical@belllighting.co.uk  
sales@belllighting.co.uk



Index

10 Year Gold Warranty

Code	W	Description	Lm	Temp	Lm/W	Weight	Windage	WxHxD (mm)
08873	600	Asymmetric Floodlight Type 2	87000	4000K	145	18Kg	0.37m <sup>2</sup> @ 0°	
08874	600	Asymmetric Floodlight Type 3	87000	4000K	145	18Kg	0.37m <sup>2</sup> @ 0°	601x621x104
08875	600	Asymmetric Floodlight Type 4	87000	4000K	145	18Kg	0.37m <sup>2</sup> @ 0°	

## Asymmetric/Symmetric LED Floodlight

- Genuine replacement for 250/500/750W Metal Halide/Sodium Floodlights
- Wattage Switchable
- Perfect for sports, building facade, landscape, security & car park lighting
- Asymmetric distribution, low light pollution (Asymmetric version)
- Aerodynamic, streamlined design for reduced windage
- Fully encapsulated IP66 TUV certified driver
- Nichia GRT-V1 LED
- Robust construction, supplied with standard universal mounting bracket
- Supplied pre-flexed (1.5M)
- Air pressure equalisation feature to eliminate capillary effect



Index

100W  $\approx$  250W MH/SON Energy Saving 60%  
 200W  $\approx$  500W MH/SON Energy Saving 60%  
 300W  $\approx$  750W MH/SON Energy Saving 60%

Quality Assured  
Product Warranty<sup>2</sup>  
**7 Year**

On site  
Warranty<sup>3</sup>  
**2 Year**

Colour Rendering  
Index<sup>4</sup>  
**80**

Lumens  
Maintenance Ratio<sup>5</sup>  
**L80 B10**

Water & Dust  
Protected  
**IP66**

Impact  
Rating  
**IK8**

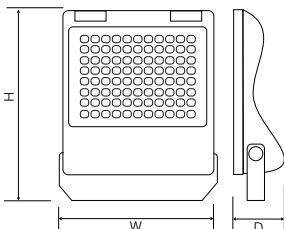
Surge  
Protected  
**10000V**

Suitable For  
Site Lighting  
**110V**

Operating  
Hours  
**50,000**

### Technical Specification

Construction	Polyester coated die-cast LM6 Marine Grade aluminium & toughened safety glass
Driver	LiFud
LED Chip	Nichia GRT-V1
Input Voltage	110 - 240V
Power Factor	> 0.9
Operating Temp	-30°C - +35°C
Standard	CE & UKCA





### 7 Year Gold Warranty

Code	W	Description	Lm	Temp	Lm/W	Weight	Windage	WxHxD (mm)
11485	50/75/100	Asymmetric Floodlight	7700-15450		152			
11486	50/75/100	Symmetric Floodlight	7500-15100	4000K	148	2.8Kg	0.067M <sup>2</sup>	287x353x65
11482	50/75/100	Symmetric 30° Floodlight	7400-15950		157			
11489	100/150/200	Asymmetric Floodlight	15450-30300		152			
11490	100/150/200	Symmetric Floodlight	15100-30050	4000K	148	5.2Kg	0.112M <sup>2</sup>	359x447x75
11483	100/150/200	Symmetric 30° Floodlight	15950-30900		156			
11491	150/225/300	Asymmetric Floodlight	22400-46050		154			
11492	150/225/300	Symmetric Floodlight	21850-45650	4000K	150	6.4Kg	0.144M <sup>2</sup>	419x495x75
11484	150/225/300	Symmetric 30° Floodlight	23400-47800		158			
11581	-	360° Visor for 50/75/100W	-	-	-	-	-	-
11583	-	360° Visor for 100/150/200W	-	-	-	-	-	-
11585	-	360° Visor for 150/225/300W	-	-	-	-	-	-

Index





Index

## **Boston Spa Tennis Club: BELL Skyline Virtus**

Over the life of the fitting, Boston Spa Tennis Club could save: £69,300 in energy costs, energy saving 60%

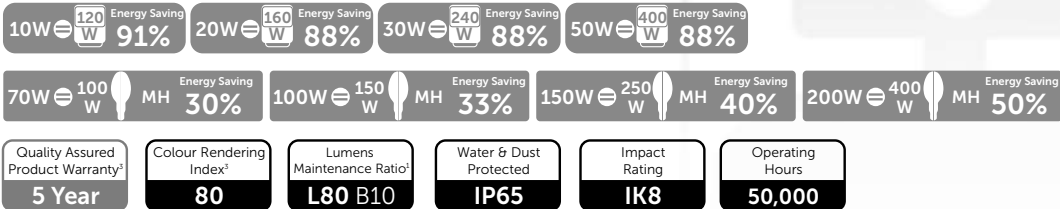
- Annual Energy Saving 4368 kWh
- Annual CO<sub>2</sub> Saving 2446 Kg
- Annual Maintenance £2500

## LED Floodlight

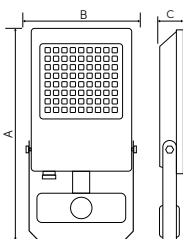
- 10/20/30/50W Genuine replacement for Halogen Floodlights
- 70/100/150/200W Genuine replacement for Metal Halide Floodlights
- Marine Grade Aluminium body
- Fully encapsulated IP65 TUV certified driver
- PIR Over-ride function
- Average 8M detection range for PIR Floods
- Separately tested IP65 PIR



Index



Technical Specification	
Construction	Die Cast LM6 Marine Grade Aluminium body, Stainless Steel screws and fixings
Driver	BELL
LED Chip	Phillips
Input Voltage	240V
Power Factor	> 0.9
Operating Temp	-20°C - +25°C (Outdoor use only)
Standard	CE & UKCA







Index

5 Year Silver Warranty

Code	W	Description	Lm	Temp	Lm/W	Weight	Windage	WxHxD (mm)
10980	10	LED Floodlight	1200	4000K	120	0.3Kg	0.009M <sup>2</sup>	112x134x31
10981	20	LED Floodlight	2400	4000K	120	0.4Kg	0.010M <sup>2</sup>	120x142x33
10982	30	LED Floodlight	3600	4000K	120	0.5Kg	0.014M <sup>2</sup>	136x158x34
10983	50	LED Floodlight	6000	4000K	120	0.8Kg	0.022M <sup>2</sup>	172x200x44
10984	70	LED Floodlight	8400	4000K	120	1.1Kg	0.043M <sup>2</sup>	229x259x48
10990	100	LED Floodlight	12000	4000K	120	3.1Kg	0.062M <sup>2</sup>	276x318x60
10991	150	LED Floodlight	18000	4000K	120	3.8Kg	0.080M <sup>2</sup>	300x357x60
10992	200	LED Floodlight	24000	4000K	120	5.0Kg	0.112M <sup>2</sup>	355x410x60
10985	10	PIR LED Floodlight	1200	4000K	120	0.4Kg	0.009M <sup>2</sup>	112x176x68
10986	20	PIR LED Floodlight	2400	4000K	120	0.5Kg	0.010M <sup>2</sup>	120x185x68
10987	30	PIR LED Floodlight	3600	4000K	120	0.6Kg	0.014M <sup>2</sup>	137x200x72
10988	50	PIR LED Floodlight	6000	4000K	120	1.0Kg	0.022M <sup>2</sup>	172x239x72
10989	70	PIR LED Floodlight	8400	4000K	120	1.2Kg	0.043M <sup>2</sup>	229x300x72
10995	50	Asymmetric LED Floodlight	6000	4000K	120	0.8Kg	0.044M <sup>2</sup>	194x231x48
10996	70	Asymmetric LED Floodlight	8400	4000K	120	1.1Kg	0.074M <sup>2</sup>	235x315x60
10977	100	Asymmetric LED Floodlight	11000	4000K	110	3.2Kg	0.062M <sup>2</sup>	277x315x60
10978	150	Asymmetric LED Floodlight	16500	4000K	110	3.8Kg	0.080M <sup>2</sup>	302x351x60
10979	200	Asymmetric LED Floodlight	22000	4000K	110	5.0Kg	0.112M <sup>2</sup>	352x408x60



## LED CCT Wallpack

- Genuine replacement for 70W Metal Halide & Sodium
- High impact polycarbonate construction
- 68% energy saving
- 30000 hours

### Options

- Emergency version
- Photocell / Emergency Photocell version
- Microwave / Emergency Microwave version



Index

22W  $\frac{70}{W}$  Energy Saving 68%

Quality Assured  
Product Warranty<sup>2</sup>  
**3 Year**

On site  
Warranty<sup>3</sup>  
**1 Year**

Colour Rendering  
Index<sup>4</sup>  
**80**

Lumens  
Maintenance Ratio<sup>5</sup>  
**L80 B10**

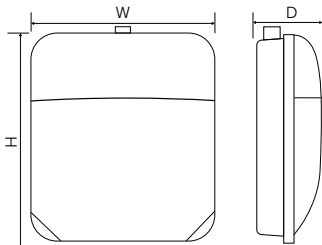
Water & Dust  
Protected  
**IP65**

Impact  
Rating  
**IK8**

Operating  
Hours  
**30,000**

### Technical Specification

Construction	Polycarbonate Base & Lens
Driver	BELL
LED Chip	Samsung
Input Voltage	240V
Power Factor	> 0.9
Operating Temp	-30°C to +35°C / Emergency version min temp 0°C
Standard	CE & UKCA





Index

### 3 Year Silver Warranty

Code	W	Description	Lm	Temp	Lm/W	Weight	WxHxD (mm)
11350	22	Muro CCT LED Wallpack	1600	3/4000K	72	1.1Kg	255x305x101
11351	22	Muro CCT LED Wallpack Emergency	1600	3/4000K	72		
11352	22	Muro CCT LED Wallpack Microwave Sensor	1600	3/4000K	72		
11353	22	Muro CCT LED Wallpack Photocell	1600	3/4000K	72		
11354	22	Muro CCT LED Wallpack Emergency, Microwave Sensor	1600	3/4000K	72		
11355	22	Muro CCT LED Wallpack - Emergency, Photocell	1600	3/4000K	72		



## LED CCT Asymmetric Wallpack

- Asymmetric light distribution to reduce light spill
- CCT 3/4/6000K
- Genuine replacement for 50W Metal Halide & Sodium
- TUV Certified Driver
- High impact polycarbonate lens
- 50% energy saving
- 50000 hours

### Options

- Standard
- Photocell
- Emergency
- Emergency Photocell



Index

25W  $\equiv$  50W Energy Saving 50%

Quality Assured  
Product Warranty<sup>2</sup>  
**7 Year**

On site  
Warranty<sup>3</sup>  
**2 Year**

Colour Rendering  
Index<sup>4</sup>  
**80**

Lumens  
Maintenance Ratio<sup>5</sup>  
**L80 B10**

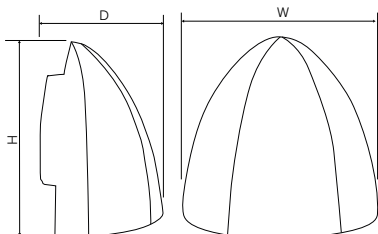
Water & Dust  
Protected  
**IP66**

Impact  
Rating  
**IK8**

Operating  
Hours  
**50,000**

### Technical Specification

Construction	Aluminium Base Polycarbonate Lens
Driver	BELL
LED Chip	Samsung
Input Voltage	240V
Power Factor	> 0.9
Operating Temp	-30°C to +35°C / Emergency version min temp 0°C
Standard	CE & UKCA





Index

### 7 Year Gold Warranty

Code	W	Description	Lm	Temp	Lm/W	Weight	WxHxD (mm)
11500	25	Asymmetric Wallpack	2875-3250	3/4/6000K	115	1.9Kg	212x238x138
11501	25	Asymmetric Wallpack Emergency		3/4/6000K	115		
11502	25	Asymmetric Wallpack Photocell		3/4/6000K	115		
11503	25	Asymmetric Wallpack Emergency Photocell		3/4/6000K	115		



## LED Street Light

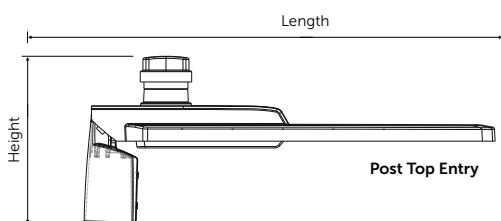
- Suitable for use in many locations, including rural towns and access roads
- 150 lm/W
- Genuine Replacement for 70W Son or Metal Halide
- Ideal for car parks and pedestrian walkways
- Cool White
- Reduced light pollution
- Precision lens system directs light only where it is needed, reducing overspill
- Aerodynamic design for reduced windage
- 60mm side or post top entry
- 3 Pin Nema socket with blanking plug as standard

Index



Quality Assured Product Warranty <sup>2</sup> <b>7 Year</b>	On site Warranty <sup>2</sup> <b>2 Year</b>	Lumens Maintenance Ratio <sup>2</sup> <b>L80 B10</b>	Colour Rendering Index <sup>1</sup> <b>80</b>	Water & Dust Protected <b>IP66</b>	Impact Rating <b>IK8</b>	Surge Protected <b>4000V</b>	Operating Hours <b>50,000</b>
--	--	---	--	---------------------------------------	-----------------------------	---------------------------------	----------------------------------

Technical Specification	
Construction	Die Cast Marine Grade Aluminium, polycarbonate lens
Driver	Sosen
LED Chip	Samsung
Input Voltage	220-240V
Power Factor	> 0.9
Operating Temp	-30°C - +35°C
Standard	CE & UKCA



technical@belllighting.co.uk  
sales@belllighting.co.uk



Index

Dimension are for Post Top entry

**7 Year Gold Warranty**

Code	W	Description	Lm	Temp	Lm/W	Weight	Windage	WxHxL (mm)
11700	30	Alto LED Street Light, WAB	4500	4000K	150	1.5Kg	0.06M <sup>2</sup>	146x248x409
11890	30	30W Alto LED Street Light , CAB	4500	4000K	150	1.5Kg	0.06M <sup>2</sup>	146x248x409
11891	30	30W Alto LED Street Light, MAB	4500	4000K	150	1.5Kg	0.06M <sup>2</sup>	146x248x409
11701	50	50W Alto LED Street Light, WAB	7500	4000K	150	1.5Kg	0.06M <sup>2</sup>	146x248x409
11892	50	50W Alto LED Street Light, CAB	7500	4000K	150	1.5Kg	0.06M <sup>2</sup>	146x248x409
11893	50	50W Alto LED Street Light, MAB	7500	4000K	150	1.5Kg	0.06M <sup>2</sup>	146x248x409
11702	75	75W Alto LED Street Light, WAB	11250	4000K	150	2.4Kg	0.09M <sup>2</sup>	174x249x515
11894	75	75W Alto LED Street Light, CAB	11250	4000K	150	2.4Kg	0.09M <sup>2</sup>	174x249x515
11895	75	75W Alto LED Street Light, MAB	11250	4000K	150	2.4Kg	0.09M <sup>2</sup>	174x249x515
11703	100	100W Alto LED Street Light, WAB	15000	4000K	150	2.4Kg	0.09M <sup>2</sup>	174x249x515
11896	100	100W Alto LED Street Light, CAB	15000	4000K	150	2.4Kg	0.09M <sup>2</sup>	174x249x515
11897	100	100W Alto LED Street Light, MAB	15000	4000K	150	2.4Kg	0.09M <sup>2</sup>	174x249x515
11704	150	150W Alto LED Street Light, WAB	22500	4000K	150	3.3Kg	0.12M <sup>2</sup>	194x251x610
11705	-	76mm Spigot for Alto LED Street Light	-	-	-	-	-	-
31139	-	Photocell for Alto LED Street Light	-	-	-	-	-	-
90494	-	200mm Outreach Arm Bracket - Single	-	-	-	-	-	-
90495	-	200mm Outreach Arm Bracket - Double	-	-	-	-	-	-
90579	-	Alto Wall Mounting Bracket	-	-	-	-	-	-



## Outdoor Wall/Spike Garden Lights

- Universal solution ideal for domestic applications
- Available in stainless steel or black
- Ideal for decorative and accent lighting on properties of all shapes and sizes
- Stainless Steel (black version - powder coated die-cast aluminium)
- Compatible with GU10 LED lamps
- Creates warm, welcoming atmosphere to your outside space
- Fixed single or twin wall-lights ideal for exterior feature lighting
- Dimmable when used with suitable lamp
- PIR options available (with over-ride function)



Index

Quality Assured  
Product Warranty<sup>2</sup>

**3 Year**

Water & Dust  
Protected

**IP66**

(PIR version IP44)

### Technical Specification

Construction	Powder Black Coated Aluminium / Stainless Steel
Input Voltage	220-240V
Power Factor	> 0.9
Operating Temp	-30°C to +35°C
Lampholder	GU10
Standard	CE & UKCA






10336



10337



10420




10421




10338



10339



10422



10423



10340



10341



10342



10343

Lamps Not Included



3.2W LED Halo GU10.  
Ideal for all applications.  
Available in 4 colour  
temperatures, dimmable and  
non-dimmable.



4.2W LED Halo Elite Glass GU10.  
High lumen output with halogen  
look.  
Available in 3 colour temperatures,  
dimmable and non-dimmable.

Index

Use with BELL GU10's for optimum light performance

### 3 Year Silver Warranty

Code	Lamp	Description	HxD (mm)
10336	GU10	Luna GU10 Wall Light - Fixed Single, S/Steel, IP65	120x85
10337	GU10	Luna GU10 Wall Light - Fixed Single, Black, IP65	112x92
10420	GU10	Luna GU10 Wall Light - Fixed PIR, S/Steel, IP44	183x112
10421	GU10	Luna GU10 Wall Light - Fixed PIR, Black, IP44	183x112
10338	GU10	Luna GU10 Wall Light - Fixed Up/Down, S/Steel, IP65	161x85
10339	GU10	Luna GU10 Wall Light - Fixed Up/Down, Black, IP65	161x85
10422	GU10	Luna GU10 Wall Light - Fixed Up/Down PIR, S/Steel, IP44	221x112
10423	GU10	Luna GU10 Wall Light - Fixed Up/Down PIR, Black, IP44	221x112
10340	GU10	Luna GU10 Wall Light - Adjustable, S/Steel, IP65	165x92
10341	GU10	Luna GU10 Wall Light - Adjustable, Black, IP65	155x90
10342	GU10	Luna GU10 LED Garden Spike - S/Steel, IP65	150x100
10343	GU10	Luna GU10 LED Garden Spike - Black, IP65	150x100



## Grande Outdoor Wall Light

- Combines aesthetics with an industrial feel
- Die-cast aluminium construction for durability and strength
- Compatible with GU10 LED lamps
- Large size 265mm (height) x 145mm (depth) x Ø90mm
- Creates warm, welcoming atmosphere to your outside space
- Dimmable when used with suitable lamp
- Features a frosted diffuser to emit a soft directional light

Index

Quality Assured  
Product Warranty<sup>2</sup>  
**3 Year**

Water & Dust  
Protected  
**IP65**

Technical Specification	
Construction	Powder Coated Aluminium
Input Voltage	220-240V
Power Factor	> 0.9
Operating Temp	-30°C to +35°C
Lampholder	GU10
Standard	CE & UKCA





Index

### 3 Year Silver Warranty

Code	Lamp	Description	HxDxØ (mm)
10424	GU10	Luna Grande GU10 Wall Light - Fixed Up/Down, Black, IP65	265x145x90
10425	GU10	Luna Grande GU10 Wall Light - Fixed Up/Down, Grey, IP65	265x145x90



Lamps Not Included

## Vintage Lantern

- Vandal resistant polycarbonate
- Clear glazing for use with BELL ES/E27 Vintage and Soft Coil Lamps
- PIR versions available
- Tough, weather resistant IP54 construction
- Traditional, elegant designs
- Install close to doorways to optimise illumination for entrance areas
- 90° PIR detection area to minimise nuisance activations (PIR Versions)
- Suitable for coastal areas
- Use a BELL LED photocell or standard lamp for best performance



Index

Quality Assured  
Product Warranty<sup>2</sup>  
**3 Year**


Water & Dust  
Protected  
**IP54**

Passive  
InfraRed  
**Detection**

### Technical Specification

Construction	Polycarbonate
Input Voltage	220-240V
Operating Temp	-30°C to +35°C
Lampholder	ES/E27
Standard	CE & UKCA





10358



10360

### 3 Year Silver Warranty

Code	Lamp	Description	WxHxD (mm)
10358	ES/E27	Retro Lantern Black	177x375x230
10359	ES/E27	Retro Lantern Black with PIR	
10360	ES/E27	Retro Half Lantern Black	175x362x99
10361	ES/E27	Retro Half Lantern Black with PIR	
10365	ES/E27	Retro Half Lantern White with PIR	175x362x99
10366	-	Universal Black Corner Bracket	-

Use with BELL Photocell Vintage and Soft Coil Lamps for optimum performance

## Wattage Switchable LED High Bay

- Suitable for a wide range of industrial applications
- Streamline design
- 60-200 Wattage Switchable
- Seoul Semiconductor LED
- Plug-in PIR & Microwave sensors available
- Supplied with 1.5m flex
- Sensor parameters set by remote control
- Genuine Replacement for 250-600W Metal Halide or Sodium
- Perfect for warehousing, large retail and factories
- Emergency options
- Casambi versions available



Index

100W  $\approx$  250W MH/SON Energy Saving 60%  
 150W  $\approx$  400W MH/SON Energy Saving 63%  
 200W  $\approx$  600W MH/SON Energy Saving 66%

Quality Assured  
Product Warranty<sup>2</sup>  
**7 Year**

On site  
Warranty<sup>3</sup>  
**2 Year**

Colour Rendering  
Index<sup>4</sup>  
**85**

Lumens  
Maintenance Ratio<sup>5</sup>  
**L80 B10**

Water & Dust  
Protected  
**IP65**

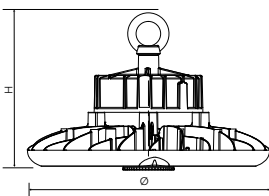
Surge  
Protected  
**4000V**

Impact  
Rating  
**IK10**

Operating  
Hours  
**50,000**

### Technical Specification

Construction	Die Cast Aluminium Body, Polycarbonate Lens
Driver	Muso 1-10V Dimmable as standard
LED Chip	Seoul Semiconductor
Input Voltage	220-240V
Power Factor	> 0.9
Operating Temp	-30°C to +50°C / Emergency version min temp -5°C
Standard	CE & UKCA





Optional infra-red remote control available for PIR & microwave sensor versions.

Quick and easy adjustment for multiple fittings; dimming level, presence detection, light levels & automatic on-off time. Average 15M range.

### 7 Year Gold Warranty

Code	W	Description	Lm	Temp	Weight	ØxH (mm)
11450	60/80/100	LED High Bay 120° lens	9000-14000	4000K	2Kg	245x159
11451	60/80/100	LED High Bay 90° lens	9000-14000			
11452	90/120/150	LED High Bay 120° lens	14000-21000		2.1Kg	245x174
11453	90/120/150	LED High Bay 90° lens	14000-21000			
11454	120/160/200	LED High Bay 120° lens	18000-28000		2.8Kg	294x174
11455	120/160/200	LED High Bay 90° lens	18000-28000			
11478	-	Emergency Pack	-	-	-	-
11463	-	Twist Microwave Sensor	-	-	-	-
11464	-	Twist PIR Sensor	-	-	-	-
11465	-	Casambi Bluetooth Wireless Node	-	-	-	-
11522	-	Polycarbonate Reflector for 60/80/100W and 90/120/150W	-	-	-	-
11527	-	Polycarbonate Reflector for 120/160/200W	-	-	-	-
11523	-	Aluminium Reflector for 60/80/100W	-	-	-	-
11524	-	Aluminium Reflector for 90/120/150W	-	-	-	-
11526	-	Aluminium Reflector for 120/160/200W	-	-	-	-
11525	-	Reflector Cover for 60/80/100W, 90/120/150W and 120/160/200W	-	-	-	-
11429	-	30° Adjustable Bracket	-	-	-	-
11466	-	Remote Control for Illumina Atlas	-	-	-	-

# bellluminaslim elite

## LED High Bay

- Our most energy efficient High Bay to date (up to 200lm/W)
- Wattage Switchable option available
- TUV Driver
- Seoul Semiconductor LED
- 90° & 120° lens options
- Plug-in PIR & Microwave sensors available
- Sensor parameters set by remote control
- Genuine Replacement for 400W/600W/1000W Metal Halide or Sodium
- Cool White 4000K
- High CRI Ra85
- Perfect for warehousing, large retail and factories
- Up to 200 Lm/W



Index

100W  $\equiv$  400W MH/SON Energy Saving 75%  
 150W  $\equiv$  600W MH/SON Energy Saving 75%  
 200W  $\equiv$  1000W MH/SON Energy Saving 80%

Quality Assured Product Warranty<sup>2</sup>  
**7 Year**

On site Warranty<sup>3</sup>  
**2 Year**

Colour Rendering Index<sup>2</sup>  
**85**

Lumens Maintenance Ratio<sup>2</sup>  
**L80 B10**

Water & Dust Protected  
**IP65**

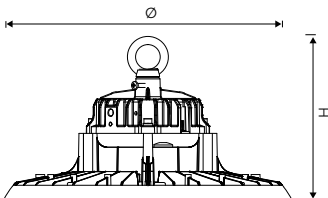
Surge Protected  
**4000V**

Impact Rating  
**IK10**

Operating Hours  
**50,000**

### Technical Specification

Construction	Die Cast Aluminium
Driver	LiFud
LED Chip	Seoul Semiconductor
Input Voltage	220-240V
Power Factor	> 0.9
Operating Temp	-30°C to +35°C / Emergency version min temp -5°C
Standard	CE & UKCA







Index

**7 Year Gold Warranty**

Code	W	Description	Lm	Temp	Weight	ØxH (mm)
08889	150/200	LED High Bay, Wattage Switchable 120° Lens	30000/39200	4000K	2.9Kg	364x167
08890	150/200	LED High Bay, Wattage Switchable, 90° Lens	30000/39200	4000K		
08891	150/200	LED High Bay, Wattage Switchable, 120° Lens, Emergency	30000/39200	4000K		
08892	150/200	LED High Bay, Wattage Switchable, 90° Lens, Emergency	30000/39200	4000K		

## Wattage Switchable LED High Bay

- Our most cost-effective LED High Bay to date
- 100/150/200 & 100/120/150 Wattage Switchable & 100W fixed versions
- Up to 120 lm/W
- Genuine Replacement for 150/250/400W Metal Halide or Sodium
- Cool White 4000K
- Perfect for warehousing, large retail and factories
- 120° Beam Angle
- Fixed bracket option available



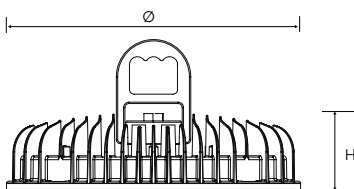
Index

100W  $\approx$  150W MH/SO<sub>4</sub> Energy Saving 33%    150W  $\approx$  250W MH/SO<sub>4</sub> Energy Saving 40%    200W  $\approx$  400W MH/SO<sub>4</sub> Energy Saving 50%

Quality Assured Product Warranty <sup>2</sup> <b>3 Year</b>	Colour Rendering Index <sup>1</sup> <b>85</b>	Lumens Maintenance Ratio <sup>1</sup> <b>L80 B10</b>	Water & Dust Protected <b>IP65</b>	Impact Rating <b>IK8</b>	Operating Hours <b>30,000</b>
--	--	---	---------------------------------------	-----------------------------	----------------------------------

### Technical Specification

Construction	Die Cast Aluminium
Driver	DOB
LED Chip	Seoul Semiconductor
Input Voltage	220-240V
Power Factor	> 0.9
Operating Temp	-30°C to +35°C
Standard	CE & UKCA





### 3 Year Silver Warranty

Code	W	Description	Lm	Temp	Weight	ØxH (mm)
08945	100/150/200	Wattage Switchable LED High Bay	12000/18000/24000	4000K	2.9Kg	300x60
08946	100/120/150	Wattage Switchable LED High Bay	11500/13800/17250	4000K	2.0Kg	260x60
11360	100	LED High Bay	11000	4000K	1.6Kg	220x60
08947	-	Mounting Bracket for above	-	-	-	-

## LED High Bay

- High ambient temperature rating of 65°C
- Perfect for applications where extreme temperatures are encountered eg; foundries, steelworks and bottling plants
- Philips Isolated Driver
- 1-10V dimming as standard
- Philips Lumileds LED
- Sensor versions available
- Sensor parameters can be set by optional remote control (sensor versions)
- Genuine Replacement for 250W/400W/600W Metal Halide or Sodium



Index

100W  $\equiv$  250W MH/SON Energy Saving 60%  
 150W  $\equiv$  400W MH/SON Energy Saving 63%  
 200W  $\equiv$  600W MH/SON Energy Saving 66%

Quality Assured Product Warranty<sup>2</sup>  
**7 Year**

On site Warranty<sup>3</sup>  
**2 Year**

Colour Rendering Index<sup>2</sup>  
**85**

Lumens Maintenance Ratio<sup>2</sup>  
**L80 B10**

Water & Dust Protected  
**IP65**

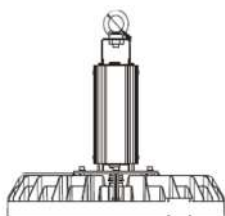
Surge Protected  
**4000V**

Impact Rating  
**IK8**

Operating Hours  
**50,000**

### Technical Specification

Construction	Die Cast Aluminium
Driver	Philips High Temperature Driver
LED Chip	Philips Lumileds
Input Voltage	220-240V
Power Factor	> 0.9
Operating Temp	-30°C to +65°C
Standard	CE & UKCA





Index

### 7 Year Gold Warranty

Code	W	Description	Lm	Temp	Weight	ØxH (mm)
10900	100	LED Highbay 120° lens	14000	4000K	3.9Kg	360x309
10901	100	LED Highbay 90° lens	14000	4000K	3.9Kg	360x309
10902	150	LED Highbay 120° lens	21000	4000K	3.9Kg	360x309
10903	150	LED Highbay 90° lens	21000	4000K	3.9Kg	360x309
10904	200	LED Highbay 120° lens	28000	4000K	4.3Kg	360x387
10905	200	LED Highbay 90° lens	28000	4000K	4.3Kg	360x387
10913	-	Aluminium Reflector	-	-	-	-
10912	-	Prismatic Reflector	-	-	-	-
10914	-	Remote Control	-	-	-	-

## LED High Intensity UGR<20 High/Low Bay

- Perfect for sports hall, tennis, cricket or badminton
- Genuine replacement for 400W Metal Halide
- Ideal for racking, warehouse, large retail and factories
- TUV Isolated Driver
- 1-10V dimming as standard
- Suitable for High Bay and Low Bay applications 4-12m
- Plug in PIR & Microwave Sensors
- Sensor parameters set by remote control
- Emergency options available
- Self-Test options available
- High efficiency 140 Lm/W
- Perfect for when low glare is required



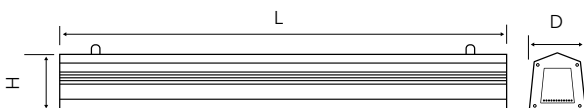
Index

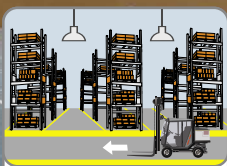
50W $\approx$ 100W MH/SO <sub>N</sub> Energy Saving 50%	100W $\approx$ 250W MH/SO <sub>N</sub> Energy Saving 60%	200W $\approx$ 400W MH/SO <sub>N</sub> Energy Saving 50%						
Quality Assured Product Warranty <sup>2</sup> <b>7 Year</b>	On site Warranty <sup>3</sup> <b>2 Year</b>	Colour Rendering Index <sup>2</sup> <b>85</b>	Lumens Maintenance Ratio <sup>2</sup> <b>L80 B10</b>	Water & Dust Protected <b>IP65</b>	Surge Protected <b>4000V</b>	Impact Rating <b>IK8</b>	Low Unified Glare Rating <b>UGR &lt;20</b>	Operating Hours <b>50,000</b>

Technical Specification	
Construction	Aluminium
Driver	Sosen
LED Chip	Seoul
Input Voltage	110-264V
Power Factor	> 0.9
Operating Temp	-30°C to +45°C / Emergency version min temp -5°C
Standard	CE & UKCA

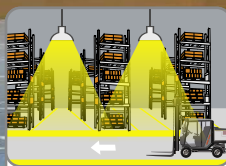
Optional infra-red remote control available for microwave sensor versions.

Quick and easy adjustment for multiple fittings; dimming level, presence detection, light levels & automatic on-off time. Average 15M range

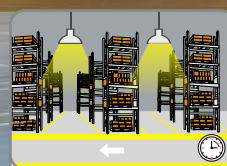



**3 Step Dimming Function**


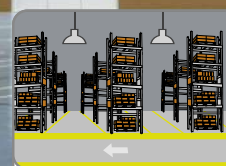
With sufficient natural light, the fitting does not switch on when presence is detected.



With insufficient natural light, the sensor switches on automatically when presence is detected.



After the hold-time, the sensor dims the fitting to the pre-set low light level if no motion is detected.



Fitting switches off after the stand-by period has elapsed if no motion is detected.

**7 Year Gold Warranty**

Code	W	Description	Lm	Temp	Weight	LxHxD (mm)
11300	50	High Bay - Asymmetric	7000	4000K	2.3Kg	429x113x118
11301	50	High Bay - Symmetric	7000	4000K		
11302	50	High Bay - Emergency, Asymmetric	7000	4000K		
11303	50	High Bay - Emergency, Symmetric	7000	4000K	4.1Kg	717x113x118
11306	100	High Bay - Asymmetric	14000	4000K		
11307	100	High Bay - Symmetric	14000	4000K		
11308	100	High Bay - Emergency, Asymmetric	14000	4000K		
11309	100	High Bay - Emergency, Symmetric	14000	4000K	7.4Kg	1293x113x118
11318	200	High Bay - Asymmetric,	28000	4000K		
11319	200	High Bay - Symmetric	28000	4000K		
11320	200	High Bay - Emergency, Asymmetric	28000	4000K	-	-
11321	200	High Bay - Emergency, Symmetric	28000	4000K		
08992	-	PIR for Illumina Linear UGR LED High Bay	-	-		
08993	-	Microwave Sensor for Illumina Linear UGR LED High Bay	-	-	-	-
11324	-	Suspension Kit for Illumina Linear UGR LED High Bay	-	-	-	-
11325	-	60° Adjustable Bracket	-	-	-	-
06772	-	Remote Control for above sensor versions	-	-	-	-



## LED Integrated Anti Corrosive Batten

- The Dura LED Anti Corrosive Batten is one of BELL's flagship Luminaires
- Fully enclosed luminaire comes with stainless steel diffuser clips
- Ideal for exterior lighting projects that are open to the elements
- The ideal replacement for Single/Twin Fluorescent T8 and T5 Fixtures
- Injection moulded polycarbonate body - suitable for food environments
- Special high light transmission frosted polycarbonate diffuser for smooth uniform lighting
- Stainless steel clips & suspension brackets
- Tool-free termination
- Shatterproof
- PIR versions available on request
- 0-10V + Dali Dim versions available

Index



Quality Assured  
Product Warranty<sup>2</sup>  
**7 Year**

On site  
Warranty<sup>3</sup>  
**2 Year**

Colour Rendering  
Index<sup>2</sup>  
**85**

Lumens  
Maintenance Ratio<sup>2</sup>  
**L80 B10**

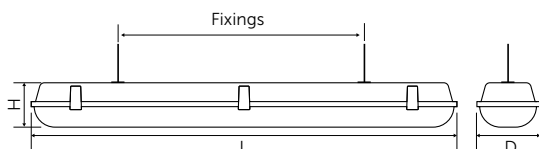
Water & Dust  
Protected  
**IP66**

Impact  
Rating  
**IK10**

Operating  
Hours  
**50,000**

### Technical Specification

Construction	Polycarbonate Body & lens
Driver	BELL
LED Chip	Samsung
Input Voltage	220-240V
Power Factor	> 0.9
Operating Temp	-30°C to +35°C / Emergency version min temp -5°C
Standard	CE & UKCA




technical@belllighting.co.uk  
sales@belllighting.co.uk




**7 Year Gold Warranty**

Code	W	Description	Lm	Temp	LxHxD Fixings (mm)
10257	10	Single 600mm (2ft)	1724	4000K	654x90x90 390-430
10256	20	Double 600mm (2ft)	3448	4000K	654x90x125 390-430
10255	20	Double Emergency 600mm (2ft)	3448	4000K	654x90x125 390-430
06722	20	Single 1200mm (4ft)	3448	4000K	1263x90x90 900-955
06723	20	Single Emergency 1200mm (4ft)	3448	4000K	1263x90x90 900-955
06728	40	Double 1200mm (4ft)	6630	4000K	1263x90x125 900-955
06729	40	Double Emergency 1200mm (4ft)	6630	4000K	1263x90x125 900-955
06710	25	Single 1500mm (5ft)	4224	4000K	1530x90x90 1000-1055
06711	25	Single Emergency 1500mm (5ft)	4224	4000K	1530x90x90 1000-1055
06712	25	Single with Microwave Sensor + Corridor Dim Function 1500mm (5ft)	4224	4000K	1530x90x90 1000-1055
06713	25	Single Emergency with Microwave Sensor + Corridor Dim Function 1500mm (5ft)	4224	4000K	1530x90x90 1000-1055
06714	25	Single with Microwave Sensor 1500mm (5ft)	4224	4000K	1530x90x90 1000-1055
06715	25	Single Emergency with Microwave Sensor 1500mm (5ft)	4224	4000K	1530x90x90 1000-1055
06716	52	Double 1500mm (5ft)	8448	4000K	1530x90x125 1000-1055
06717	52	Double Emergency 1500mm (5ft)	8448	4000K	1530x90x125 1000-1055
06718	52	Double with Microwave Sensor + Corridor Dim Function 1500mm (5ft)	8448	4000K	1530x90x125 1000-1055
06719	52	Double Emergency / Microwave Sensor + Corridor Dim Function 1500mm (5ft)	8448	4000K	1530x90x125 1000-1055
06720	52	Double with Microwave Sensor 1500mm (5ft)	8448	4000K	1530x90x125 1000-1055
06721	52	Emergency with Microwave Sensor 1500mm (5ft)	8448	4000K	1530x90x125 1000-1055
06760	28	Dura Anti Corrosive Batten - Single 1800mm (6ft)	4214	4000K	1828x90x90 1000-1055
06761	28	Single Emergency 1800mm (6ft)	4214	4000K	1828x90x90 1000-1055
06766	60	Double 1800mm (6ft)	9547	4000K	1828x90x125 1000-1055
06767	60	Double Emergency 1800mm (6ft)	9547	4000K	1828x90x125 1000-1055
06772	-	Remote Control (corridor dim only)	-	-	-
08679	-	Batten Mount PIR	-	-	-
08673	-	Remote Control for above Batten Mount PIR on/off	-	-	-




With sufficient natural light, the fitting does not switch on when presence is detected.



With insufficient natural light, the sensor switches on automatically when someone enters the room.



When the room is empty, light dims to stand-by level (10% / 20% / 30%) after the hold-time.



Light switched off automatically after the stand-by period has elapsed.

**Tri-Level Control (Corridor Function)**


Optional infra-red remote control available for microwave sensor versions.

Quick and easy adjustment for multiple fittings; dimming level, presence detection, light levels & automatic on-off time. Average 4M range

Offers 3 levels of light: 100%-dimmed light (10%, 20%, 30%)-off; and 2 periods of selectable waiting time: motion hold-time and stand-by period; selectable daylight threshold and choice of detection area.





### **Northern Ireland Water: BELL Dura LED Integrated Anti Corrosive Battens**

Over the life of the fitting, Northern Ireland Water could save: £86,384 in energy costs, energy saving 46%

- Annual Energy Saving 54,787kWh
- Annual CO<sub>2</sub> Saving 25,750kg
- Annual Maintenance £9000



## LED Integrated CCT Anti Corrosive Batten

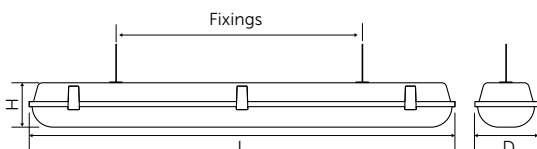
- Combines the reliability of the Dura Batten with the added CCT & wattage switchable functionality
- Plug in emergency packs, Microwave and PIR on/off sensors create a very stock friendly solution for wholesalers and contractors alike
- The ideal replacement for Single/Twin Fluorescent T8 and T5 Fixtures
- Special high light transmission frosted polycarbonate diffuser for smooth uniform dimming
- Perfect for all commercial environments
- Tool-free termination
- Suitable for BESA Box mounting

Index



Quality Assured Product Warranty <sup>2</sup> <b>7 Year</b>	On site Warranty <sup>3</sup> <b>2 Year</b>	Colour Rendering Index <sup>2</sup> <b>85</b>	Lumens Maintenance Ratio <sup>2</sup> <b>L80 B10</b>	Water & Dust Protected <b>IP66</b>	Impact Rating <b>IK10</b>	Operating Hours <b>50,000</b>
--	--	--	---	---------------------------------------	------------------------------	----------------------------------

Technical Specification	
Construction	Polycarbonate Body & lens
Driver	BELL
LED Chip	Samsung
Input Voltage	220 - 240V
Power Factor	> 0.9
Operating Temp	-30°C to +35°C / Emergency version min temp -5°C
Standard	CE & UKCA



technical@belllighting.co.uk  
sales@belllighting.co.uk




Index

### 7 Year Gold Warranty

Code	W	Description	Lm	Temp	LxHxD Fixings (mm)
10275	20/40	Dura LED Anti Corrosive Batten - CCT, 1200mm (4ft)	3184-6630	3/4/6000K	1263x90x90 900-955
10276	25/50	Dura LED Anti Corrosive Batten - CCT, 1500mm (5ft)	3703-8448	3/4/6000K	1530x90x90 1000-1055
10277	30/60	Dura LED Anti Corrosive Batten - CCT, 1800mm (6ft)	4271-9547	3/4/6000K	1828x90x90 1000-1055
10281	-	Plug in Emergency Pack for CCT Battens	-	-	-
10282	-	Plug in Sensor On/Off for CCT Battens	-	-	-
10293	-	Plug in PIR for CCT Battens	-	-	-
10294	-	Remote Control for CCT Battens (PIR only)	-	-	-
91359	-	Plug In Self Test pack for CCT Battens	-	-	-

## LED Integrated CCT UGR<19 Batten

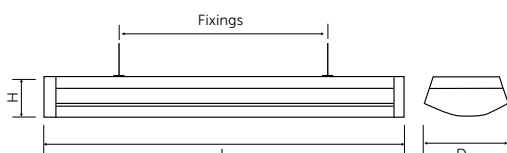
- Colour selectable with a choice of 3000K, 4000K or 6000K
- 36 in 1 fitting with plug-in emergency packs, Microwave and PIR on/off sensors available, along with a Dali Dimming version
- The ideal replacement for Single/Twin Fluorescent T8 and T5 Fixtures
- Perfect for schools, universities & hospitals where a flexible wattage, selectable colour batten is required
- Suitable for food environments
- Special high light transmission frosted polycarbonate diffuser for smooth uniform lighting with reduced glare
- Tool-free termination
- Shatterproof



Index

Quality Assured Product Warranty <sup>2</sup> <b>7 Year</b>	On site Warranty <sup>3</sup> <b>2 Year</b>	Colour Rendering Index <sup>2</sup> <b>85</b>	Lumens Maintenance Ratio <sup>2</sup> <b>L80 B10</b>	Water & Dust Protected <b>IP40</b>	Impact Rating <b>IK8</b>	Low Unified Glare Rating <b>UGR &lt;19</b>	Operating Hours <b>50,000</b>
--	--	--	---	---------------------------------------	-----------------------------	---	----------------------------------

Technical Specification	
Construction	Steel Body / Polycarbonate Diffuser
Driver	Tridonic
LED Chip	Samsung
Input Voltage	220 - 240V
Power Factor	> 0.9
Operating Temp	-30°C to +35°C / Emergency version min temp -5°C
Standard	CE & UKCA





Index

### 7 Year Gold Warranty

Code	W	Description	Lm	Temp	LxHxD Fixings (mm)
10285V2	20/27/33/38W	Wattage Switchable LED Batten CCT, 1200mm (4ft)	2670-5140	3/4/6000K	1200x97x200 1000
10286V2	25/34/40/48W	Wattage Switchable LED BattenCCT, 1500mm (5ft)	3270-6480	3/4/6000K	1500x97x200 1300
10281	-	Plug in Emergency Pack for above	-	-	-
10282	-	Plug in Microwave Sensor On/Off for above	-	-	-
10293	-	Plug in PIR for above	-	-	-
10294	-	Remote Control for CCT Battens (PIR only)	-	-	-
91359	-	Plug In Self Test pack for CCT Battens	-	-	-



## LED Integrated Batten

- Versatile general-purpose luminaire
- The ideal replacement for Single/Twin Fluorescent T8 and T5 Fixtures
- Special high light transmission frosted polycarbonate diffuser for smooth uniform lighting
- Perfect for all commercial environments
- Tool-free termination
- Integrated controls
- Shatterproof
- Suitable for BESA Box mounting
- 8M detection range on corridor dim option

Index



Quality Assured  
Product Warranty<sup>2</sup>  
**7 Year**

On site  
Warranty<sup>3</sup>  
**2 Year**

Colour Rendering  
Index<sup>2</sup>  
**85**

Lumens  
Maintenance Ratio<sup>3</sup>  
**L80 B10**

Water & Dust  
Protected  
**IP20**

Operating  
Hours  
**50,000**


### Technical Specification

Construction	Steel Body, Polycarbonate lens
Driver	BELL
LED Chip	Samsung
Input Voltage	IP20
Power Factor	> 0.9
Operating Temp	-30°C to +35°C / Emergency version min temp -5°C
Standard	CE & UKCA



Optional infra-red remote control available for microwave sensor versions.

Quick and easy adjustment for multiple fittings; dimming level, presence detection, light levels & automatic on-off time. Average 4M range



technical@belllighting.co.uk  
sales@belllighting.co.uk




## 7 Year Gold Warranty

Code	W	Description	Lm	Temp	LxHxD Fixings (mm)
10200	20	Single 1230mm (4ft)			
10202	20	Single with Microwave Sensor 1230mm (4ft)			
10204	20	Single with Microwave Sensor + Corridor Dim Function 1230mm (4ft)			
10201	20	Single Emergency 1230mm (4ft)	2800	4000K	1230x82x69 290/170/320mm
10203	20	Single Emergency with Microwave Sensor 1230mm (4ft)			
10205	20	Single Emergency with Microwave Sensor + Corridor Dim Function 1230mm (4ft)			
10212	30	Single 1530mm (5ft)			
10214	30	Single with Microwave Sensor 1530mm (5ft)			
10216	30	Single with Microwave Sensor + Corridor Dim Function 1530mm (5ft)			
10213	30	Single Emergency 1530mm (5ft)	4600	4000K	1530x82x109 290/170/320mm
10215	30	Single Emergency with Microwave Sensor 1530mm (5ft)			
10217	30	Single Emergency with Microwave Sensor + Corridor Dim Function 1530mm (5ft)			
10206	40	Double 1230mm (4ft)			
10208	40	Double with Microwave Sensor 1230mm (4ft)			
10210	40	Double with Microwave Sensor + Corridor Dim Function 1230mm (4ft)			
10207	40	Double Emergency 1230mm (4ft)	5550	4000K	1230x82x69 290/170/320mm
10209	40	Double Emergency with Microwave Sensor 1230mm (4ft)			
10211	40	Double Emergency with Microwave Sensor + Corridor Dim Function 1230mm (4ft)			
10224	50	Single 1795mm (6ft)			
10226	50	Single with Microwave Sensor 1795mm (6ft)			
10228	50	Single with Microwave Sensor + Corridor Dim Function 1795mm (6ft)			
10225	50	Single Emergency 1795mm (6ft)	6500	4000K	1795x82x69 415mm/170mm/320mm
10227	50	Single Emergency with Microwave Sensor 1795mm (6ft)			
10229	50	Single Emergency with Microwave Sensor + Corridor Dim Function 1795mm (6ft)			
10218	60	Double 1530mm (5ft)			
10220	60	Double with Microwave Sensor 1530mm (5ft)			
10222	60	Double with Microwave Sensor + Corridor Dim Function 1530mm (5ft)			
10219	60	Double Emergency 1530mm (5ft)	7900	4000K	1530x82x69 415mm/170mm/320mm
10221	60	Double Emergency with Microwave Sensor 1530mm (5ft)			
10223	60	Double Emergency with Microwave Sensor + Corridor Dim Function 1530mm (5ft)			
10230	80	Double 1795mm (6ft)			
10232	80	Double with Microwave Sensor 1795mm (6ft)			
10234	80	Double with Microwave Sensor + Corridor Dim Function 1795mm (6ft)			
10231	80	Double Emergency 1795mm (6ft)	11650	4000K	1795x82x69 415mm/170mm/320mm
10233	80	Double Emergency with Microwave Sensor 1795mm (6ft)			
10235	80	Double Emergency with Microwave Sensor + Corridor Dim Function 1795mm (6ft)			
06772	-	Remote Control for above sensor versions (corridor dim only)	-	-	-
08679	-	Batten Mount PIR	-	-	-
08673	-	Remote Control for above Batten Mount PIR on/off	-	-	-



Index



### Vauxhall Assembly Plant, Luton: BELL Ultra LED Integrated Battens

Over the life of the fittings, Vauxhall Assembly Plant could save £2,159,231 in energy & maintenance costs, energy saving 64%

- Annual Energy Saving 1,228,500kWh
- Annual CO<sub>2</sub> Saving 687,960kg
- Annual Maintenance Saving £21,000



## LED CCT Wattage Switchable Integrated Batten

- Combines the reliability of the Ultra Batten with the added CCT & wattage switchable functionality
- Versatile general-purpose batten
- Plug in emergency packs, Microwave and PIR on/off sensors create a very stock friendly solution for wholesalers and contractors alike
- The ideal replacement for Single/Twin Fluorescent T8 and T5 Fixtures
- Special high light transmission frosted polycarbonate diffuser
- Tool-free termination
- Shatterproof

Index



Quality Assured  
Product Warranty<sup>2</sup>  
**7 Year**

On site  
Warranty<sup>3</sup>  
**2 Year**

Colour Rendering  
Index<sup>2</sup>  
**85**

Lumens  
Maintenance Ratio<sup>2</sup>  
**L80 B10**


Water & Dust  
Protected  
**IP20**

Impact  
Rating  
**IK8**

Operating  
Hours  
**50,000**

### Technical Specification

Construction	Steel Body, Polycarbonate lens
Driver	BELL
LED Chip	Samsung
Input Voltage	220 - 240V
Power Factor	> 0.9
Operating Temp	-30°C to +35°C / Emergency version min temp -5°C
Standard	CE & UKCA



technical@belllighting.co.uk  
sales@belllighting.co.uk



### 7 Year Gold Warranty

Code	W	Description	Lm	Temp	LxHxD Fixings (mm)
10278	20/40	Integrated Batten - Wattage Switchable, CCT, 1200mm (4ft)	2850-5400	3/4/6000K	1230x82x69 290/17/320
10279	30/60	Integrated Batten - Wattage Switchable, CCT, 1500mm (5ft)	4100-7700	3/4/6000K	1530x82x69 290/170/320
10280	40/80	Integrated Batten - Wattage Switchable, CCT, 1800mm (6ft)	5350-10850	3/4/6000K	1795x82x69 415/170/320
10281	-	Plug in Emergency Pack for CCT Battens	-	-	-
10282	-	Plug in Sensor On/Off for CCT Battens	-	-	-
10293	-	Plug in PIR for CCT Battens	-	-	-
10294	-	Remote Control for CCT Battens (PIR only)	-	-	-
91359	-	Plug In Self Test pack for CCT Battens	-	-	-

PIR Max Operating Height 3.2m

## LED Integrated Batten


- Ultra Slim Integrated Batten is a cost-effective luminaire ideal for domestic applications
- Shatterproof
- Streamlined design gives the ability to seamlessly illuminate small spaces without the need for a large luminaire
- The ideal replacement for Single/Twin Fluorescent T8 and T5 Fixtures
- Special high light transmission frosted polycarbonate diffuser for smooth uniform lighting
- Cool White
- Quick and easy installation
- Class 2 product, no need for earth



Index

Quality Assured Product Warranty <sup>1</sup>	Colour Rendering Index <sup>2</sup>	Lumens Maintenance Ratio <sup>3</sup>	Water & Dust Protected	Operating Hours
<b>3 Year</b>	<b>85</b>	<b>L80 B10</b>	<b>IP20</b>	<b>35,000</b>

Technical Specification	
Construction	Aluminium Body, Polycarbonate lens
Driver	BELL
LED Chip	Samsung
Input Voltage	220 - 240V
Power Factor	> 0.9
Operating Temp	-10°C to +35°C / Emergency version min temp -5°C
Standard	CE & UKCA





### 3 Year Silver Warranty

Code	W	Description	Lm	Temp	LxHxD
10270	38	LED Integrated Batten - Single 1230mm (4ft)	4400	4000K	1230x26x75
10271	45	LED Integrated Batten - Single 1530mm (5ft)	5300	4000K	1530x26x75
10272	56	LED Integrated Batten - Single 1850mm (6ft)	6600	4000K	1850x26x75



## LED CCT Wattage Switchable Bulkhead

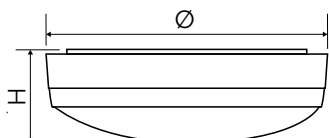
- CCT Warm White / Cool White / Daylight (3/4/6000K)
- The smart replacement for 16w, 28w and 38w fluorescent
- Tri level control now included on corridor dim versions
- Microwave and corridor dimming function option
- Supplied with White Bezel or Black Bezel
- White and Black Eyelids available
- High transmission frosted diffuser
- 8M detection range on corridor dim option (2.6m mounting height)
- Rear, Side & BESA Box cable entry
- Supplied with tamper-proof screws
- No lamp replacement



Index



Technical Specification	
Construction	Polycarbonate body and lens
Driver	BELL
LED Chip	Samsung
Input Voltage	220 - 240V
Power Factor	> 0.9
Operating Temp	-20°C to +40°C
Standard	CE & UKCA







Index



With sufficient natural light, the fitting does not switch on when presence is detected.



With insufficient natural light, the sensor switches on automatically when someone enters the room.



When the room is empty, light dims to stand-by level (10% / 20% / 30%) after the hold-time.



Light switched off automatically after the stand-by period has elapsed.

**7 Year Gold Warranty**

Code	W	Description	Lm	Temp	ØxH (mm)
11600	9/14/18	Standard White Bezel			
11601	9/14/18	Emergency White Bezel			
11602	9/14/18	M/Wave Sen on/off White Bezel			
11603	9/14/18	Emergency M/Wave Sen on/off White Bezel	1100-2100	3/4/6000K	340x115
11604	9/14/18	M/Wave Sen Cor/Dim White Bezel			
11605	9/14/18	Emergency M/Wave Sen Cor/Dim White Bezel			
11256	-	Black Bezel for above	-	-	-
11257	-	White Eyelid for above	-	-	-
11258	-	Black Eyelid for above	-	-	-



Microwave Max Operating Height 3.2m

## LED Bulkhead

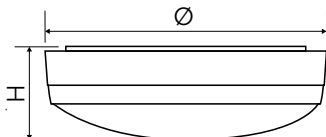
- The ideal replacement for 16/28W 2D Fittings
- Tri level control now included on corridor dim versions
- Emergency option
- Microwave and corridor dimming function option
- High transmission frosted diffuser
- No lamp replacement
- No maintenance
- 30000 hour life
- IP65 Sealed fitting
- 8M detection range on corridor dim option (2.6m mounting height)



Index

9W  44%	12W  57%	Quality Assured Product Warranty <sup>2</sup> <b>3 Year</b>	On site Warranty <sup>2</sup> <b>1 Year</b>	Colour Rendering Index <sup>2</sup> <b>85</b>	Lumens Maintenance Ratio <sup>1</sup> <b>L80 B10</b>	Water & Dust Protected <b>IP65</b>	Operating Hours <b>30,000</b>
--	---	--	--	--	---	---------------------------------------	----------------------------------

Technical Specification	
Construction	Polycarbonate body and lens
Driver	BELL
LED Chip	Samsung
Input Voltage	220 - 240V
Power Factor	> 0.9
Operating Temp	-20°C to +40°C
Standard	CE & UKCA





With sufficient natural light, the fitting does not switch on when presence is detected.

With insufficient natural light, the sensor switches on automatically when someone enters the room.

When the room is empty, light dims to stand-by level (10% / 20% / 30%) after the hold-time.

Light switched off automatically after the stand-by period has elapsed.

### 3 Year Silver Warranty

Code	W	Description	Lm	Temp	ØxH (mm)
70050	9	Genesis 9W Bulkhead			
70051	9	Genesis 9W Bulkhead Emergency			
70052	9	Genesis 9W Bulkhead Sensor On/Off			
70053	9	Genesis 9W Bulkhead Emergency Sensor On/Off	1130	4000K	240x75
70054	9	Genesis 9W Bulkhead Sensor Dim			
70055	9	Genesis 9W Bulkhead Emergency Sensor Dim			
70056	12	Genesis 12W Bulkhead			
70057	12	Genesis 12W Bulkhead Emergency			
70058	12	Genesis 12W Bulkhead Sensor On/Off			
70059	12	Genesis 12W Bulkhead Emergency Sensor On/Off	1380	4000K	280x78
70060	12	Genesis 12W Bulkhead Sensor Dim			
70061	12	Genesis 12W Bulkhead Emergency Sensor Dim			

Microwave Max Operating Height 3.2m

# Universal Wattage Switchable LED Gear Tray

- Versatile product which allows the user to upgrade existing bulkheads with ease
- Retrofit Gear Tray 16/28/32W 2D Fittings
- 3 CCT (3/4/6000K)
- 3 Wattages
- Emergency & sensor versions



Index

Quality Assured  
Product Warranty<sup>2</sup>  
**3 Year**

Operating  
Hours  
**30,000**

## Technical Specification

Construction	Pressed Steel
Driver	BELL
LED Chip	Samsung
Input Voltage	220 - 240V
Power Factor	> 0.9
Operating Temp	-30°C to +30°C
Standard	CE & UKCA



Index

3 Year Silver Warranty

Code	W	Description	Lm	Temp	ØxH (mm)
11606	9/14/18	Gear Tray - Standard, CCT			
11607	9/14/18	Gear Tray - Emergency, CCT			
11608	9/14/18	Gear Tray - Microwave Sensor, CCT	1200-2200	3/4/6000K	246x50
11609	9/14/18	Gear Tray Emergency, Microwave Sensor, CCT			

## LED CCT Bulkhead

- One of the most decorative, aesthetically pleasing bulkheads in the BELL range
- Supplied with white bezel as standard with the option to add a variety of decorative bezels
- Selectable colour temperature 3000K/4000K/6000K
- Chrome, satin, copper and antique brass trims available
- The ideal replacement for 2D and PL decorative fittings
- 8M detection range on corridor dim option (2.6m mounting height)
- Emergency option
- Microwave and corridor dimming function option
- Rear entry



Index

12W  28W <b>57%</b>	18W  38W <b>52%</b>	25W  55W <b>54%</b>
---------------------	---------------------	---------------------

Quality Assured  
Product Warranty<sup>2</sup>  
**5 Year**  
Exc Battery

On site  
Warranty<sup>3</sup>  
**2 Year**  
Exc Battery

Colour Rendering  
Index<sup>2</sup>  
**85**

Lumens  
Maintenance Ratio<sup>1</sup>  
**L80 B10**

Water & Dust  
Protected  
**IP54**

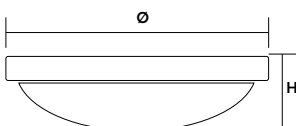
Impact  
Rating  
**IK8**

Operating  
Hours  
**50,000**

Technical Specification	
Construction	Polycarbonate
Driver	BELL
LED Chip	Samsung
Input Voltage	220 - 240V
Power Factor	> 0.9
Operating Temp	-20°C to +35°C / Emergency version min temp -5°C
Standard	CE & UKCA

Optional infra-red remote control  
available for sensor versions

Quick and easy adjustment for multiple  
fittings; dimming level, presence  
detection, light levels & automatic on-off  
time. Average 4M range.



**5 Year Silver Warranty**

Code	W	Description	Lm	Lm/W	Temp	HxØ (mm)
06830	12	Deco Slim LED Bulkhead CCT	1056	88	3/4/6000K	48x250
06833	12	Deco Slim LED Bulkhead CCT Emergency	1056	88		
06824	12	Deco Slim LED Bulkhead CCT Sensor On/Off	1056	88		
06827	12	Deco Slim LED Bulkhead CCT Sensor Emergency	1056	88	3/4/6000K	48x300
06831	18	Deco Slim LED Bulkhead CCT	1620	90		
06834	18	Deco Slim LED Bulkhead CCT Emergency	1620	90		
06825	18	Deco Slim LED Bulkhead CCT Sensor On/Off	1620	90		
06828	18	Deco Slim LED Bulkhead CCT Sensor Emergency	1620	90	3/4/6000K	48x300
06832	25	Deco Slim LED Bulkhead CCT	2150	86		
06835	25	Deco Slim LED Bulkhead CCT Emergency	2150	86		
06826	25	Deco Slim LED Bulkhead CCT Sensor On/Off	2150	86		
06829	25	Deco Slim LED Bulkhead CCT Sensor Emergency	2150	86		
06752	-	Satin Trim for 12W Deco Slim LED Bulkhead	-	-		
06753	-	Satin Trim for 18/25W Deco Slim LED Bulkhead	-	-	-	-
06754	-	Chrome Trim for 12W Deco Slim LED Bulkhead	-	-	-	-
06755	-	Chrome Trim for 18/25W Deco Slim LED Bulkhead	-	-	-	-
06756	-	Copper Trim for 12W Deco Slim LED Bulkhead	-	-	-	-
06757	-	Copper Trim for 18/25W Deco Slim LED Bulkhead	-	-	-	-
06758	-	Antique Brass Trim for 12W Deco Slim LED Bulkhead	-	-	-	-
06759	-	Antique Brass Trim for 18/25W Deco Slim LED Bulkhead	-	-	-	-



Contact Customer Service for Emergency, Microwave and Corridor Dimming options

Microwave Max Operating Height 3.2m

**Tri-Level Control (Corridor Function)**

With sufficient natural light, the fitting does not switch on when presence is detected.

With insufficient natural light, the sensor switches on automatically when someone enters the room.

When the room is empty, light dims to stand-by level (10% / 20% / 30%) after the hold-time.

Light switched off automatically after the stand-by period has elapsed.

Offers 3 levels of light: 100%-dimmed light (10%, 20%, 30%)-off; and 2 periods of selectable waiting time: motion hold-time and stand-by period; selectable daylight threshold and choice of detection area.







### Rotherham College: BELL Deco Slim LED Bulkheads

Over the life of the fittings, Rotherham College could save: £5376 in energy costs, energy saving 34%

- Annual Energy Saving 2,796kWh
- Annual CO<sub>2</sub> Saving 1,565kg
- Annual Maintenance £600

## LED Bulkhead

- Unique bulkhead that combines a large surface area of light with a decorative feel.
- Supplied with a white bezel as standard
- Selectable colour temperature 3000K/4000K/6000K
- Chrome, satin, copper and antique brass trims available
- Colour change switch under diffuser for easy access
- The ideal replacement for 2D and PL decorative fittings
- 8M detection range on corridor dim option (2.6m mounting height)
- Emergency option
- Microwave and corridor dimming function option
- 20mm side & rear entry conduit



Index

25W  54%

Quality Assured  
Product Warranty<sup>2</sup>  
**5 Year**  
Exc Battery

On site  
Warranty<sup>2</sup>  
**2 Year**  
Exc Battery

Colour Rendering  
Index<sup>2</sup>  
**85**

Lumens  
Maintenance Ratio<sup>2</sup>  
**L80 B10**

Water & Dust  
Protected  
**IP54**

Impact  
Rating  
**IK8**

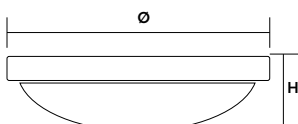
Operating  
Hours  
**35,000**

### Technical Specification

Construction	Polycarbonate
Driver	BELL
LED Chip	Samsung
Input Voltage	220 - 240V
Power Factor	> 0.9
Operating Temp	-20°C to +35°C
Standard	CE & UKCA

Optional infra-red remote control  
available for sensor versions

Quick and easy adjustment for multiple  
fittings; dimming level, presence  
detection, light levels & automatic on-off  
time. Average 4M range.






Index

### 5 Year Silver Warranty


Code	W	Description	Lm	Temp	HxØ (mm)
06810	25	LED Bulkhead, CCT	2000	3/4/6000K	
06811	25	LED Bulkhead - Emergency, CCT	2000	3/4/6000K	94x390
06812	25	LED Bulkhead - Corridor Dim, CCT	2000	3/4/6000K	
06813	25	LED Bulkhead - Emergency, Corridor Dim, CCT	2000	3/4/6000K	
06816	-	Satin Trim Ring	-	-	-
06817	-	Chrome Trim Ring	-	-	-
06818	-	Copper Trim Ring	-	-	-
06819	-	Antique Brass Trim Ring	-	-	-

Microwave Max Operating Height 3.2m

### Tri-Level Control (Corridor Function)



With sufficient natural light, the fitting does not switch on when presence is detected.



With insufficient natural light, the sensor switches on automatically when someone enters the room.



When the room is empty, light dims to stand-by level (10% / 20% / 30%) after the hold-time.



Light switched off automatically after the stand-by period has elapsed.

Offers 3 levels of light: 100%-dimmed light (10%, 20%, 30%)-off; and 2 periods of selectable waiting time: motion hold-time and stand-by period; selectable daylight threshold and choice of detection area.



## LED Round Panel

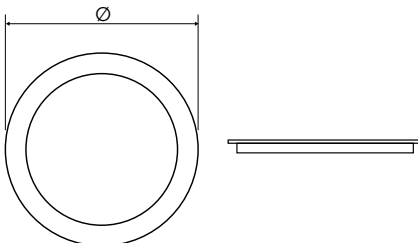
- Super slim design of the BELL Ariel LED Round Panel makes this range of products ideal for office & educational environments alike
- The complete range covers cut outs ranging from 130mm up to 282mm
- Remote Micro Driver
- Complete range covering sizes 146mm - 300mm
- Flicker Free Driver to ensure safety in public areas
- 0-10V dimming or DALI dimming options available
- Emergency panels with 5 year battery warranty available



Index

Panel Warranty <sup>2</sup> <b>5 Year</b> Exc Battery	On site Warranty <sup>3</sup> <b>2 Year</b> Exc Battery	Battery Warranty <sup>1</sup> Emergency Versions <b>1 Year</b>	Colour Rendering Index <sup>3</sup> <b>85</b>	Lumens Maintenance Ratio <sup>3</sup> <b>L80 B10</b>	Water & Dust Protected <b>IP44</b>	Flicker Free <b>Driver</b>	Operating Hours <b>50,000</b>
---	---	--	--	---	---------------------------------------	-------------------------------	----------------------------------

Technical Specification	
Construction	Aluminium + PMMA
Driver	BELL
LED Chip	Philips
Input Voltage	220 - 240V
Power Factor	> 0.9
Operating Temp	0°C to +35°C
Standard	CE & UKCA



### 5 Year Silver Warranty

Code	W	Description	Lm	Temp	ØxCut Out (mm)
09730	9	Arial Round LED Panel	630		
09695	9	Arial Round LED Panel - Emergency	630	4000K	146x130
09744	9	Arial Round LED Panel - 0-10v Dim	630		
09739	9	Arial Round LED Panel - Dali Dim	630		
09729	12	Arial Round LED Panel	1130		
09696	12	Arial Round LED Panel - Emergency	1130	4000K	170x160
09745	12	Arial Round LED Panel - 0-10v Dim	1130		
09740	12	Arial Round LED Panel - Dali Dim	1130		
09731	15	Arial Round LED Panel	1520		
09697	15	Arial Round LED Panel - Emergency	1520	4000K	190x180
09746	15	Arial Round LED Panel - 0-10v Dim	1520		
09741	15	Arial Round LED Panel - Dali Dim	1520		
09732	18	Arial Round LED Panel	1800		
09698	18	Arial Round LED Panel - Emergency	1800	4000K	225x210
09747	18	Arial Round LED Panel - 0-10v Dim	1800		
09742	18	Arial Round LED Panel - Dali Dim	1800		
09733	24	Arial Round LED Panel	2430		
09699	24	Arial Round LED Panel - Emergency	2430	4000K	300x282
09748	24	Arial Round LED Panel - 0-10v Dim	2430		
09743	24	Arial Round LED Panel - Dali Dim	2430		
08747	-	LED Self Test or Manual Emergency Pack	-	-	-

Available on request:

- Emergency panels with 5 year battery warranty
- Emergency 0-10V Dim
- Emergency Dali Dim

## LED Converter / Large Converter

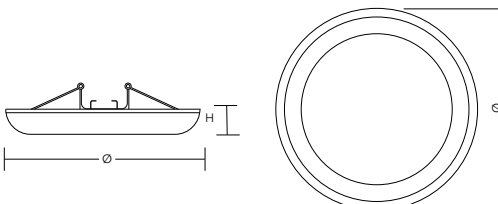
- Unrivalled product when it comes to versatility in the LED market
- All in one solution
- Selectable colour temperature
- Integral switches for multiple wattages and CCT
- Cool White / Warm White / Daylight
- Selectable wattage
- Fully adjustable / Innovative bracket
- Converter fits cut-outs 65mm to 205mm - Large converter fits cut-outs 120mm to 260mm
- Emergency pack available



Index

Panel Warranty <sup>2</sup> <b>5 Year</b> Exc Battery	On site Warranty <sup>2</sup> <b>2 Year</b> Exc Battery	Battery Warranty <sup>1</sup> Emergency Versions <b>1 Year</b>	Colour Rendering Index <sup>3</sup> <b>85</b>	Lumens Maintenance Ratio <sup>3</sup> <b>L80 B10</b>	Water & Dust Protected <b>IP40</b>	Operating Hours <b>50,000</b>
---	---	--	--	---	---------------------------------------	----------------------------------

Technical Specification	
Construction	Polycarbonate
Driver	BELL
LED Chip	Samsung
Input Voltage	220 - 240V
Power Factor	> 0.9
Operating Temp	0°C to +35°C
Standard	CE & UKCA





Index

### 5 Year Silver Warranty

Code	W	Description	Lm	Temp	HxØ (mm)
06840	10/13/16	LED Converter - Wattage Switchable, CCT 65mm-205mm cut out	1070-1815	3/4/6000K	16x235
06846	10/13/16	Arial LED Converter - Wattage Switchable, CCT 65mm-205mm cut out, Emergency	1070-1815	3/4/6000K	25x300
06839	16/20/22	Arial LED Converter - Wattage Switchable, CCT 120mm-260mm cut out	1670-2550	3/4/6000K	25x300
06842	16/20/22	Arial LED Converter - Wattage Switchable, CCT 120mm-260mm cut out, with Microwave Sensor	1670-2550	3/4/6000K	16x235
06847	16/20/22	Arial LED Converter - Wattage Switchable, CCT 120mm-260mm cut out, Emergency	1670-2550	3/4/6000K	25x300

## LED CCT Downlight

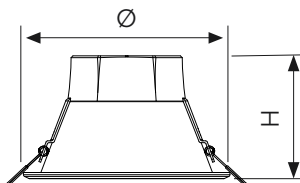
- Sleek looking luminaire designed to replace cumbersome CFL fittings
- Arial Pro can be installed in a variety of applications with the confidence of knowing this product will stand the test of time
- Switchable colour temperature 3000/4000/6000K
- Ideal for changing rooms, toilets & reception environments
- Equivalent up to 2x26W fluorescent
- Anti-glare
- IP44 and IP65 options available
- Tool Free - Plug & Play
- Emergency downlights with 5 year battery warranty available
- TPa



Index

Quality Assured Product Warranty <sup>2</sup> <b>7 Year</b>	On site Warranty <sup>3</sup> <b>2 Year</b>	Battery Warranty <sup>1</sup> Emergency Versions <b>1 Year</b>	Colour Rendering Index <sup>3</sup> <b>85</b>	Lumens Maintenance Ratio <sup>3</sup> <b>L80 B10</b>	Water & Dust Protected <b>IP65</b>	Water & Dust Protected <b>IP44</b>	Flicker Free <b>Driver</b>	Operating Hours <b>50,000</b>
--	--	---	--	---	---------------------------------------	---------------------------------------	-------------------------------	----------------------------------

Technical Specification	
Construction	Polycarbonate
Driver	Tridonic
LED Chip	Philips
Input Voltage	220 - 240V
Power Factor	> 0.9
Operating Temp	-5°C to +35°C
Standard	CE & UKCA





## 7 Year Gold Warranty

Code	W	Description	Lm	Temp	ØxHxCut Out (mm)
10950	10	CCT Downlight IP44			
10956	10	CCT Downlight IP44 - Emergency, (1 Year Battery Warranty)			
10959	10	CCT Downlight IP44 - 1-10V Dim			
10962	10	CCT Downlight IP44 - Dali Dim			
10965	10	CCT Downlight IP65 - Emergency,(1 Year Battery Warranty)	910	3/4/6000K	115x70x90
10953	10	CCT Downlight IP65			
10968	10	CCT Downlight IP65 - 1-10V Dim			
10971	10	CCT Downlight IP65 - Dali Dim			
10951	16	CCT Downlight IP44			
10957	16	CCT Downlight IP44 - Emergency, (1 Year Battery Warranty)			
10960	16	CCT Downlight IP44 - 1-10V Dim			
10963	16	CCT Downlight IP44 - Dali Dim			
10954	16	CCT Downlight IP65	1660	3/4/6000K	190x102x160
10966	16	CCT Downlight IP65 - Emergency, (1 Year Battery Warranty)			
10969	16	CCT Downlight IP65 - 1-10V Dim			
10972	16	CCT Downlight IP65 - Dali Dim			
10952	20	CCT Downlight IP44			
10958	20	CCT Downlight IP44 - Emergency, (1 Year Battery Warranty)			
10961	20	CCT Downlight IP44 - 1-10V Dim			
10964	20	CCT Downlight IP44 - Dali Dim			
10955	20	CCT Downlight IP65	2250	3/4/6000K	240x117x200
10967	20	CCT Downlight IP65 - Emergency,(1 Year Battery Warranty)			
10970	20	CCT Downlight IP65 - 1-10V Dim			
10973	20	CCT Downlight IP65 - Dali Dim			
08747	-	LED Self Test or Manual Emergency Pack	-	-	-

Available on request:

- Emergency panels with 5 year battery warranty
- Emergency 0-10V Dim
- Emergency Dali Dim

# ArialPlus multi

## Backlit High Output UGR<19 LED Panel

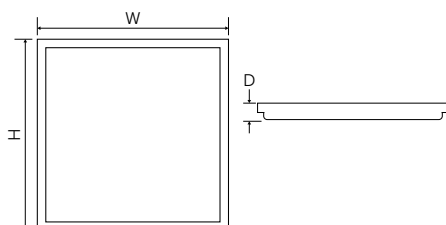
- Wattage Switchable
- With a high lumen output of up to 125 lumens per watt, this panel is ideal for areas that require high lux levels
- High efficiency
- TPa
- Uniform light distribution
- Professional LED Panel
- 0-10V Dimming or DALI Dimming options available
- White finish
- Anti-twist frame
- Emergency panels with 5 year battery warranty available
- CCT option available
- Available in bulk packs for large project orders, reducing your cost & our carbon footprints.



**CASAMBI**  
Options Available

Panel Warranty <sup>2</sup> <b>7 Year</b>	On site Warranty <sup>3</sup> <b>2 Year</b>	Battery Warranty <sup>1</sup> Emergency Versions <b>1 Year</b>	Colour Rendering Index <sup>2</sup> <b>85</b>	Lumens Maintenance Ratio <sup>2</sup> <b>L80 B10</b>	Low Unified Glare Rating <b>UGR &lt;19</b>	Water & Dust Protected <b>IP40</b>	Flicker Free <b>Driver</b>	Operating Hours <b>50,000</b>
--	--	--	--	---	---	---------------------------------------	-------------------------------	----------------------------------

Technical Specification	
Construction	Steel + Polycarbonate
Driver	BELL
LED Chip	Philips
Input Voltage	220 - 240V
Power Factor	> 0.9
Operating Temp	0°C to +35°C
Standard	CE & UKCA



7 Year Gold Warranty						
Code	W	Description	Lm	Temp	WxHxD (mm)	
11748	20/26/30/36	Backlit LED Panel, 600x600mm	2400-4100	4000K	595x595x25	
11750	20/26/30/36	Backlit LED Panel, 600x600mm, Emergency, (1Y Warranty)	2400-4100	4000K		
11749	20/26/30/36	Backlit LED Panel, 600x600mm, Emergency (5Y Warranty)	2400-4100	4000K		
11752	36	Backlit LED Panel, 600x600mm, 0-10V Dim	4100	4000K		
11751	36	Backlit LED Panel, 600x600mm, Dali Dim	4100	4000K		
11798	36	Backlit LED Panel, 600x600mm, Casambi Enabled	4100	4000K		
11799	36	Backlit LED Panel, 600x600mm, Emergency (1 Year Battery Warranty), Casambi Enabled	4100	4000K		
11764	20/26/30/36	Backlit CCT LED Panel, 600x600mm, UGR<19	2400-4100	3/4/6K		595x595x25
11766	20/26/30/36	Backlit CCT LED Panel, 600x600mm, Emergency (1Y Warranty)	2400-4100	3/4/6K		
11765	20/26/30/36	Backlit CCT LED Panel, 600x600mm, Emergency (5Y Warranty)	2400-4100	3/4/6K		
11768	36	Backlit CCT LED Panel, 600x600mm, 0-10V Dim	4100	3/4/6K		
11767	36	Backlit CCT LED Panel, 600x600mm, Dali Dim	4100	3/4/6K		
11772	20/26/30/36	Backlit LED Panel, 1200x300mm	2500-4250	4000K	1195x295x25	
11773	20/26/30/36	Backlit LED Panel, 1200x300mm, Emergency (1Y Warranty)	2500-4250	4000K		
11776	36	Backlit LED Panel, 1200x300mm, 0-10V Dim	4250	4000K		
11775	36	Backlit LED Panel, 1200x300mm, Dali Dim	4250	4000K		
11777	36	Backlit LED Panel, 1200x300mm, Emergency Dali (1Y Warranty)	4250	4000K		
11778	36	Backlit LED Panel, 1200x300mm, Emergency 1-10V (1Y Warranty)	4250	4000K		
11790	30/40/50/55/60	Backlit LED Panel, 1200x600mm	3600-6750	4000K	1195x295x25	
11791	30/40/50/55/60	Backlit LED Panel, 1200x600mm, Emergency	3600-6750	4000K		
11793	60	Backlit LED Panel, 1200x600mm, 1-10V Dim	6750	4000K		
11792	60	Backlit LED Panel, 1200x600mm, Dali Dim	6750	4000K		
11794	60	Backlit LED Panel, 1200x600mm, Emergency Dali (1Y Warranty)	6750	4000K		
11795	60	Backlit LED Panel, 1200x600mm, Emergency 1-10V (1Y Warranty)	6750	4000K		
10190	-	Surface Mount Unit for 600x600 Arial Backlit Panel	-	-	-	
10192	-	Surface Mount Unit for 1200x300 Arial Backlit Panel	-	-	-	
10193	-	Surface Mount Unit for 1200x600 Arial Backlit Panel	-	-	-	
10118	-	Suspension Kit for 600x600/1200x300 Arial Backlit Panel	-	-	-	
08747	2.5	LED Emergency Pack (self + manual test)	-	-	-	
30023	-	Backlit High Output UGR<19 LED Panel. Bulk Pack (6) Requires 12106	-	--	-	
12106	20/26/30/36W	Driver for 30023	-	-	-	
30024	-	Burgess Ceiling Grid Bracket Kit for LED Panels	-	-	-	

Available on request:

- Emergency panels with 5 year battery warranty
- Emergency 0-10V Dim
- Emergency Dali Dim

## Backlit LED Panel

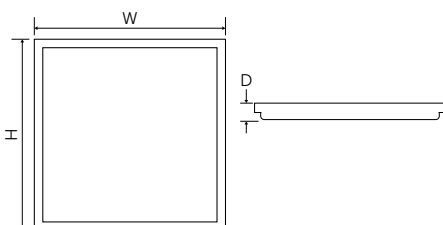
- Wattage Switchable
- Cost effective lighting solution is available with a multitude of optional extras.
- Uniform light distribution
- Professional LED Panel
- TPb
- 0-10V Dimming or DALI Dimming options available
- Casambi Enabled Option Available
- Anti-twist frame
- Emergency panels with 5 year battery warranty available
- CCT option available
- Also available in bulk packs for large project orders, reducing your cost & our carbon footprints



**CASAMBI**  
Options Available

Panel Warranty <sup>2</sup> <b>7 Year</b>	On site Warranty <sup>3</sup> <b>2 Year</b>	Battery Warranty <sup>1</sup> Emergency Versions <b>1 Year</b>	Colour Rendering Index <sup>2</sup> <b>85</b>	Lumens Maintenance Ratio <sup>2</sup> <b>L80 B10</b>	Low Unified Glare Rating <b>UGR &lt;22</b>	Water & Dust Protected <b>IP40</b>	Flicker Free <b>Driver</b>	Operating Hours <b>50,000</b>
--	--	---	--	---	---	---------------------------------------	-------------------------------	----------------------------------

Technical Specification	
Construction	Steel + PMMA
Driver	BELL
LED Chip	Philips
Input Voltage	220 - 240V
Power Factor	> 0.9
Operating Temp	0°C to +35°C
Standard	CE & UKCA



## 7 Year Gold Warranty

Code	W	Description	Lm	Temp	WxHxD (mm)
11740	20/26/30/36	Backlit LED Panel 600x600mm	2300-3770	4000K	
11742	20/26/30/36	Backlit LED Panel 600x600mm, Emergency (1Y Warranty)	2300-3770	4000K	
11741	20/26/30/36	Backlit LED Panel 600x600mm, Emergency (5Y Warranty)	2300-3770	4000K	
11744	36	Backlit LED Panel 600x600mm, 0-10V Dim	3770	4000K	
11743	36	Backlit LED Panel 600x600mm, Dali Dim	3770	4000K	
11789	36	Backlit LED Panel 600x600mm, Casambi Enabled	3770	4000K	
11797	36	Backlit LED Panel 600x600mm, Emergency (1 Year Battery Warranty), Casambi Enabled	3770	4000K	
11756	20/26/30/36	Backlit CCT LED Panel 600x600mm	2550-4450	3/4/6K	595x595x25
11758	20/26/30/36	Backlit CCT LED Panel 600x600mm, Emergency (1Y Warranty)	2550-4450	3/4/6K	
11757	20/26/30/36	Backlit CCT LED Panel 600x600mm, Eme (5Y Warranty)	2550-4450	3/4/6K	
11760	36	Backlit CCT LED Panel 600x600mm, 0-10V Dim	4450	3/4/6K	
11759	36	Backlit CCT LED Panel 600x600mm, Dali Dim	4450	3/4/6K	
11787	36	Backlit CCT LED Panel 600x600mm, Casambi Enabled	4450	3/4/6K	
11788	36	Backlit CCT LED Panel 600x600mm, Emergency (1 Year Battery Warranty), Casambi Enabled	4450	3/4/6K	
10190	-	Surface Mount Unit for 600x600 Arial Backlit Panel	-	-	-
10118	-	Suspension Kit for 600x600/1200x300 Arial Backlit Panel	-	-	-
08747	2.5	LED Self Test or Manual Emergency Pack	-	-	-
30020	-	Backlit LED Panel. Bulk pack (6) requires 12106	-	-	-
12106	20/26/30/36W	Driver for 30020	-	-	-
30024	-	Burgess Ceiling Grid Bracket Kit for LED Panels	-	-	-

\*Lumens based on 4000K

## IP65 Backlit LED Panel

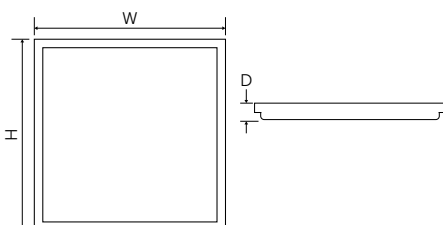
- Wattage Switchable
- IP65 LED Panel is an ideal product for areas that may contain moisture such as changing rooms, locker rooms & commercial kitchen environments
- Front face IP65
- Professional Backlit LED panel
- 0-10V Dimming or DALI Dimming options available
- TPb
- BELL Driver
- Anti-twist frame
- Emergency panels with 5 year battery warranty available



Index

Panel Warranty <sup>2</sup> <b>7 Year</b>	On site Warranty <sup>3</sup> <b>2 Year</b>	Battery Warranty <sup>1</sup> Emergency Versions <b>1 Year</b>	Colour Rendering Index <sup>3</sup> <b>85</b>	Lumens Maintenance Ratio <sup>3</sup> <b>L80 B10</b>	Low Unified Glare Rating <b>UGR &lt;22</b>	Water & Dust Protected <b>IP65</b>	Flicker Free <b>Driver</b>	Operating Hours <b>50,000</b>
--	--	---	--	---	---	---------------------------------------	-------------------------------	----------------------------------

Technical Specification	
Construction	Steel + PMMA
Driver	BELL
LED Chip	Philips
Input Voltage	220 - 240V
Power Factor	> 0.9
Operating Temp	0°C to +35°C
Standard	CE & UKCA





Index

**7 Year Gold Warranty**

Code	W	Description	Lm	Temp	WxHxD (mm)
11780	20/26/30/36	IP65 LED Backlit Panel - 600x600mm	2600-4650	4000K	
11781	20/26/30/36	IP65 LED Backlit Panel - 600x600mm, Emergency (1 Year Battery Warranty)	2600-4650	4000K	595x595x25
11783	36	IP65 LED Backlit Panel - 600x600mm, White, 0-10V Dim	4650	4000K	
11784	36	IP65 LED Backlit Panel - 600x600mm, White, Dali Dim	4650	4000K	
08747	2.5	LED Emergency Pack (self + manual test)	-	-	-
30024	-	Burgess Ceiling Grid Bracket Kit for LED Panels	-	-	-

\*Lumens based on 4000K

## Troffer Backlit LED CCT Panel

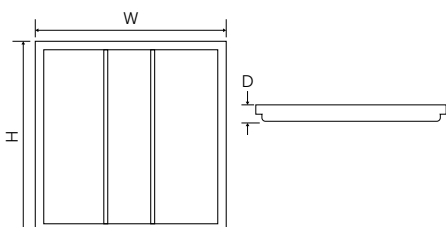
- Wattage Switchable
- The contemporary slimline design and aesthetic light distribution works well in areas that would like to move away from the standard familiar panel we have all become accustomed to
- High efficiency
- Aesthetic light distribution
- Contemporary slimline design
- TPa
- 0-10V Dimming and Dali dimming options available
- Casambi Enabled option available
- Emergency panels with 5-year battery warranty available



Index

Panel Warranty <sup>2</sup> <b>7 Year</b>	On site Warranty <sup>3</sup> <b>2 Year</b>	Battery Warranty <sup>1</sup> Emergency Versions <b>1 Year</b>	Colour Rendering Index <sup>3</sup> <b>85</b>	Lumens Maintenance Ratio <sup>3</sup> <b>L80 B10</b>	Low Unified Glare Rating <b>UGR &lt;19</b>	Water & Dust Protected <b>IP20</b>	Flicker Free <b>Driver</b>	Operating Hours <b>50,000</b>
--	--	--	--	---	---	---------------------------------------	-------------------------------	----------------------------------

Technical Specification	
Construction	Aluminium + PMMA
Driver	BELL
LED Chip	Philips
Input Voltage	220 - 240V
Power Factor	> 0.9
Operating Temp	0°C to +35°C
Standard	CE & UKCA







Index

### 7 Year Gold Warranty

Code	W	Description	Lm	Temp	WxHxD (mm)
11415	20/26/30/36	UGR Troffer Panel - 600x600mm, CCT	2250-3950	3/4/6K	
11416	20/26/30/36	UGR Troffer Panel - 600x600mm, CCT, Emergency 1 year	2250-3950	3/4/6K	
11418	36	UGR Troffer Panel - 600x600mm, CCT, 1-10v	3950	3/4/6K	595x595x33
11417	36	UGR Troffer Panel - 600x600mm, CCT, Dali	3950	3/4/6K	
08747	2.5	LED Emergency Pack (self + manual test)	-	-	-
30024	-	Burgess Ceiling Grid Bracket Kit for LED Panels	-	-	-

Available on request:

- Emergency 0-10V Dim
- Emergency Dali Dim
- Emergency panels with 5 year battery warranty available

For further information call 01924 893380 or email [sales@bellighting.co.uk](mailto:sales@bellighting.co.uk)

\*Lumens based on 4000K

**FirestayDUO**  
CCT 4 COLOUR / 2 WATTAGE SWITCHABLE

## Integrated LED Fixed /Centre Tilt Downlight

- Low profile design
- Firestay Certification: 30, 60 and 90 minute solid joist ceilings, 30 minute I-Joist & Metal Web ceiling systems
- IP65
- Front CCT/Wattage switch
- 8 in 1 Fixture: 4 colour temperatures, 2 wattages
- White, Satin, Chrome, Brass, Antique Brass & Matt Black bezels available
- Part B / C / E compliant
- Lever Tool-Free Terminal
- 60° Beam Angle
- Spacer plate options available



Index

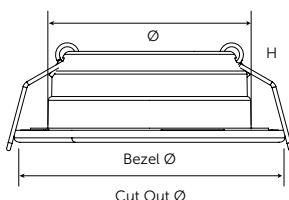
Bezels sold separately

Quality Assured Product Warranty <sup>2</sup> <b>8 Year</b>	Colour Rendering Index <sup>1</sup> <b>85</b>	Lumens Maintenance Ratio <sup>2</sup> <b>L80 B10</b>	Water & Dust Protected <b>IP65</b>	I Joist Certified <b>Fire Rated</b>	30/60/90 Minutes Solid Joist <b>Fire Rated</b>	Compliant <b>Part L</b>	 <b>Coverable</b>	Operating Hours <b>50,000</b>
--	--	---	---------------------------------------	--	---	----------------------------	---	----------------------------------

Technical Specification	
Construction	Die-Cast Aluminium
Driver	BELL
LED Chip	Epistar
Input Voltage	220 - 240V
Power Factor	> 0.9
Operating Temp	-5°C to +35°C
Standard	CE & UKCA



Lever Tool-Free Terminal



technical@belllighting.co.uk  
sales@belllighting.co.uk

### 8 Year Gold Warranty

Code	W	Description	Lm	Temp	ØxHxBezelxCut Out Ø (mm)
11370V2	4/6	CCT Wattage Switch Fixed, 60° Beam Angle	475-740	2.7/3/4/6000	68x33.5x90x68
11377V2	4/6	Contractor Pack 10X above downlights + white bezels	475-740	2.7/3/4/6000	
11372	-	Satin Bezel for above	-	-	
11373	-	Chrome Bezel for above	-	-	
11374	-	Brass Bezel for above	-	-	
11375	-	Antique Brass Bezel for above	-	-	
11376	-	Matt Black Bezel for above	-	-	
11378	-	Bright White Bezel for above	-	-	
11369	-	White Spacer Plate for Primo/Duo/Geo	-	-	
11368	-	Satin Spacer Plate for Primo/Duo/Geo	-	-	
11380V2	4/6	CCT Wattage Switch, Centre Tilt, 60° Beam Angle.	450-700	2.7/3/4/6000	77x36x100x80
11381	-	Matt White Bezel for above	-	-	
11382	-	Satin Bezel for above	-	-	
11383	-	Chrome Bezel for above	-	-	
11384	-	Brass Bezel for above	-	-	
11385	-	Antique Brass Bezel for above	-	-	
11386	-	Matt Black Bezel for above	-	-	
11379	-	Bright White Bezel for above	-	-	
08196	-	Emergency Pack for above Downlights	-	-	

## Integrated LED Fixed / Centre Tilt Downlight

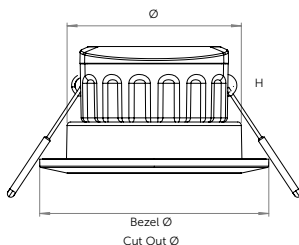
- The market leading Firestay CCT Downlight has received a major facelift for 2024
- Firestay Certification: 30, 60 and 90 minute solid joist ceilings, 30 minute I-Joist & Metal Web ceiling systems
- Front CCT/Wattage switch
- 8 in 1 Fixture, 4 colour temperatures, 2 wattages
- Includes white magnetic bezel
- Part B / C / E compliant
- IC rated up to 350mm insulation
- 60° beam angle
- Fixed Screw Terminal & Lever Tool-Free Terminal options
- Spacer plate options available



Index

Quality Assured Product Warranty <sup>2</sup> <b>10 Year</b>	Colour Rendering Index <sup>1</sup> <b>85</b>	Lumens Maintenance Ratio <sup>2</sup> <b>L80 B10</b>	Water & Dust Protected <b>IP65</b>	I Joist Certified <b>Fire Rated</b>	30/60/90 Minutes Solid Joist <b>Fire Rated</b>	Compliant <b>Part L</b>	 <b>Coverable</b>	Operating Hours <b>70,000</b>
---	--	---	---------------------------------------	--	---	----------------------------	---	----------------------------------

Technical Specification	
Construction	Die-Cast Aluminium
Driver	On Board
LED Chip	Epistar
Input Voltage	220 - 240V
Power Factor	> 0.9
Operating Temp	-5°C to +35°C
Standard	CE & UKCA



Fixed Screw Terminal



Lever Tool-Free Terminal

## 10 Year Gold Warranty

Code	W	Description	Lm	Temp	ØxHxBezelxCut Out Ø (mm)
08187V2	5/7	LED CCT 4 Way Selectable Colour Switch Downlight Dimmable, Plug & Play, 60° Beam Angle. Fixed Screw Terminal	570-830	2.7/3/4/6000K	63x45x82x68
10510V2	5/7	LED CCT 4 Way Selectable Colour Switch Downlight Dimmable, Plug & Play, 60° Beam Angle. Lever Tool-Free Terminal			
10565	-	Satin Magnetic Bezel for above	-	-	-
10560	-	Chrome Magnetic Bezel for above	-	-	-
10561	-	Brass Magnetic Bezel for above	-	-	-
10562	-	Antique Brass Magnetic Bezel for above	-	-	-
10563	-	Matt Black Magnetic Bezel for above	-	-	-
10564	-	White Magnetic Bezel for above	-	-	-
08193	-	White Spacer Plate for above (100mm cut out)	-	-	-
08194	-	Satin Spacer Plate for above (100mm cut out)	-	-	-
08190	7	7W Firestay CCT Centre Tilt LED Downlight - Dim, P&P, 40° Beam Angle - Screw Fix Termination	530-600	3/4/6000K	95x80x80x80
08200	-	Chrome Magnetic Bezel for above	-	-	-
08201	-	Brass Magnetic Bezel for above	-	-	-
08202	-	Antique Brass Magnetic Bezel for above	-	-	-
08203	-	Matt Black Magnetic Bezel for above	-	-	-
08205	-	Satin Magnetic Bezel for above	-	-	-
08196	-	Emergency Pack for Firestay LED Downlights	-	-	-
10803	-	Smart Universal LED Trailing/Leading Edge Dimmer Module for Firestay LED Downlights	-	-	-

# Firestayprimo

CCT 4 COLOUR / 3 WATTAGE SWITCHABLE

## Integrated LED Fixed Downlight

- High Output Downlight ideal for high ceilings or any project requiring high intensity light
- Firestay Certification: 30, 60 and 90 minute solid joist ceilings, 30 minute I-Joist & Metal Web ceiling systems
- Front CCT switch
- 12 in 1 Fixture: 4 colour temperatures, 3 wattages
- White, Satin, Chrome, Brass, Antique Brass & Matt Black bezels available
- Part B / C / E compliant
- IC rated
- Tool-Free termination
- 60° Beam Angle
- Spacer plate options available



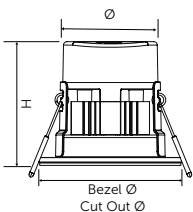
Index

Quality Assured Product Warranty <sup>2</sup> <b>7 Year</b>	Colour Rendering Index <sup>3</sup> <b>85</b>	Lumens Maintenance Ratio <sup>1</sup> <b>L80 B10</b>	Water & Dust Protected <b>IP65</b>	I Joist Certified <b>Fire Rated</b>	30/60/90 Minutes Solid Joist <b>Fire Rated</b>	Compliant <b>Part L</b>	 <b>Coverable</b>	Operating Hours <b>50,000</b>
--	--	---	---------------------------------------	--	---	----------------------------	---	----------------------------------

Technical Specification	
Construction	Die-Cast Aluminium
Driver	BELL
LED Chip	Epistar
Input Voltage	220 - 240V
Power Factor	> 0.9
Operating Temp	-5°C to +35°C
Standard	CE & UKCA



Lever Tool-Free Terminal





Index

### 7 Year Gold Warranty

Code	W	Description	Lm	Temp	ØxHxBedelxCut Out Ø (mm)
11390	6/8/10	Firestay Primo LED CCT Wattage Switchable Downlight Dim, CCT, P&P, 60° Beam Angle, Lever Tool Free Termination	720 - 1170	2.7/3/4/6K	XXx52x90x70
11372	-	Satin Bezel for above	-	-	-
11373	-	Chrome Bezel for above	-	-	-
11374	-	Brass Bezel for above	-	-	-
11375	-	Antique Brass Bezel for above	-	-	-
11376	-	Matt Black Bezel for above	-	-	-
11378	-	Bright White Bezel for above	-	-	-
11369	-	White Spacer Plate for Primo/Duo/Geo	-	-	-
11368	-	Satin Spacer Plate for Primo/Duo/Geo	-	-	-
08196	-	Emergency Pack for above	-	-	-

## LED Sustainable Modular Downlight

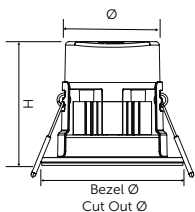
- Patented technology has been developed to be energy saving while incorporating a fully circular economy design
- Zero land fill, 90% of all material used on this product will be re-used and re-manufactured
- Firestay Certification: 30, 60 and 90 minute solid joist ceilings, 30 minute I-Joist & Metal Web ceiling systems
- TM66 Certified (Excellent Circularity)
- 2700/3000/4000/6000K Colour selectable
- White, Satin, Chrome, Brass, Antique Brass & Matt Black bezels available
- The Geo-Mod® is dimmable
- The Geo-Mod® enables the end user to quick fix and replace the CCT LED unit at the end of product life. Simply return the Geo-Mod® as per instructions on the unit

Index



Quality Assured Product Warranty <sup>2</sup> <b>7 Year</b>	Colour Rendering Index <sup>1</sup> <b>85</b>	Lumens Maintenance Ratio <sup>2</sup> <b>L80 B10</b>	Water & Dust Protected <b>IP65</b>	I Joist Certified <b>Fire Rated</b>	30/60/90 Minutes Solid Joist <b>Fire Rated</b>	Compliant <b>Part L</b>	 <b>Coverable</b>	Operating Hours <b>50,000</b>
--	--	---	---------------------------------------	--	---	----------------------------	---	----------------------------------

Technical Specification	
Construction	Die-Cast Aluminium/Recycled Polycarbonate
Driver	BELL
LED Chip	Epistar
Input Voltage	220 - 240V
Power Factor	> 0.9
Operating Temp	-5°C to +35°C
Standard	CE & UKCA







Index

### 7 Year Gold Warranty

Code	W	Description	Lm	Temp	HxBezelxCut Out Ø (mm)
11391	-	Firestay Geo® LED Sustainable Modular Downlight Housing	-	-	52x90x70
11392	5.5	Firestay Geo® LED Sustainable, Dimmable Module - CCT	600-650	2.7/3/4/6000K	-
11372	-	Satin Bezel for above	-	-	-
11373	-	Chrome Bezel for above	-	-	-
11374	-	Brass Bezel for above	-	-	-
11375	-	Antique Brass Bezel for above	-	-	-
11376	-	Matt Black Bezel for above	-	-	-
11378	-	Bright White Bezel for above	-	-	-
11369	-	White Spacer Plate for Primo/Duo/Geo	-	-	-
11368	-	Satin Spacer Plate for Primo/Duo/Geo	-	-	-



The housing has been designed to remain in the ceiling for life removing any need for recycling or possibility for landfill disposal.

The Geo-Mod® (sold separately) has been designed so at the end of life it can be returned to the manufacturer to be re-used and re-manufactured saving the need to recycle 90% of the product.

# FirestayLED

CCT 4 way selectable colour switch

## Firestay LED Anti-Glare CCT Fixed & Centre Tilt Downlight

- Designed specifically for areas where low glare is required
- Perfect for high end domestic and hospitality installations
- Colour selectable switch enables the user to seamlessly change the colour temperature to suit the mood of any space
- 4 colour temperatures: 2700/3000/4000/6000K
- White Low Profile Bezel
- White reflector available
- Part B / C / E compliant
- IC Rated
- 45° beam angle



Index

Quality Assured  
Product Warranty<sup>2</sup>  
**7 Year**

Colour Rendering  
Index<sup>1</sup>  
**85**

Lumens  
Maintenance Ratio<sup>2</sup>  
**L80 B10**

Water & Dust  
Protected  
**IP65**

I Joist  
Certified  
**Fire Rated**

30/60/90 Minutes  
Solid Joist  
**Fire Rated**

Compliant  
**Part L**

  
**Coverable**

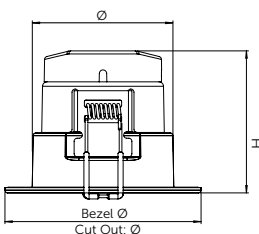
Operating  
Hours  
**50,000**

### Technical Specification

Construction	Die-Cast Aluminium
Driver	BELL
LED Chip	Epistar
Input Voltage	220 - 240V
Power Factor	> 0.9
Operating Temp	-5°C to +35°C
Standard	CE & UKCA



Lever Tool-Free Terminal



technical@belllighting.co.uk  
sales@belllighting.co.uk



Index

**7 Year Gold Warranty**

Code	W	Description	Lm	Temp	ØxHxBezelxCut Out Ø (mm)
10525	7	Firestay LED CCT Anti Glare 4 Way Selectable Colour Switch Downlight Dimmable, 45° Beam Angle. Tool Free Termination	360-400	2.7/3/4/6000K	68x68x95x80
10526	-	White Reflector for above	-	-	-
10527	7	Firestay LED Anti-Glare Center Tilt CCT Downlight - White Bezel with Black Reflector, Tool Free Termination	360-400	2.7/3/4/6000K	78x70x105x95
10526	-	White Reflector for above	-	-	-
08196	-	Emergency Pack for above	-	-	-

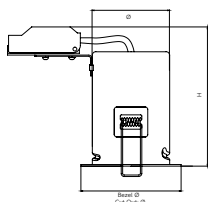
## Non Integrated Downlight

- Available as Fixed, Centre Tilt & IP65 Showerlight with a choice of finishes and accessories
- Firestay Certification: 30, 60 and 90 minute solid joist ceilings, 30 minute I-Joist ceiling systems
- Part B/C/E compliant
- Suitable for 240V lamps (GU10 lamp holder included)
- Loop in/out terminals for speed of installation
- Die-cast aluminium body
- Part L compliant with BELL Halo Elite/Halo Glass LED GU10
- One fitting to fit all standard type lamps. Simply choose a BELL lamp for the application required (See LED Lamps section)

Index



Technical Specification	
Construction	Pressed Steel
Driver	n/a
LED Chip	IP65 (Showerlight)
Input Voltage	-
Power Factor	-
Operating Temp	-
Standard	-



5 Year Silver Warranty		
Code	Description	ØxHxBezelxCut Out Ø (mm)
11530	Firestay Guardian LED Non Integrated Fixed Downlight - No Bezel	
11531	White Bezel for Fixed Downlight	
11533	Satin Bezel for Fixed Downlight	
11534	Chrome Bezel for Fixed Downlight	
11535	Antique Brass Bezel for Fixed Downlight	60x101x84x68
11536	Brass Bezel for Fixed Downlight	
11537	Matt White Bezel for Fixed Downlight	
11538	Matt Black Bezel for Fixed Downlight	
11539	Firestay Guardian LED Non Integrated Centre Tilt Downlight - No Bezel	
11540	White Bezel for Center Tilt Downlight	
11542	Satin Bezel for Center Tilt Downlight	
11543	Chrome Bezel for Center Tilt Downlight	
11544	Antique Brass Bezel for Center Tilt Downlight	75x113x86x78
11545	Brass Bezel for Center Tilt Firestay Downlight	
11546	Matt White Bezel for Center Tilt Downlight	
11547	Matt Black Bezel for Center Tilt Downlight	
11548	Firestay Guardian LED Non Integrated IP65 Showerlight - No Bezel	
11549	White Bezel for Showerlight	
11551	Satin Bezel for Showerlight	
11552	Chrome Bezel for Showerlight	
11553	Antique Brass Bezel for Showerlight	65x116x86x69
11554	Brass Bezel for Showerlight	
11555	Matt White Bezel for Showerlight	
11556	Matt Black Bezel for Showerlight	

## Non Integrated Downlight

- The Firestay Protector Non Integrated Downlight gives you the freedom to choose your lamp without the need to replace the complete fitting
- Available as Fixed, Centre Tilt & IP65 Showerlight with a choice of finishes and accessories.
- Firestay Certification: 30, 60 and 90 minute solid joist ceilings, 30 minute I-Joist ceiling systems
- Fixed / Centre Tilt / Showerlight IP65 Downlights
- Part B/C/E compliant
- Suitable for 240V lamps (GU10 lamp holder included)
- Loop in/out terminals for speed of installation



Quality Assured  
Product Warranty<sup>2</sup>  
**5 Year**

Water & Dust  
Protected  
**IP65**  
Showerlight

Water & Dust  
Protected  
**IP20**

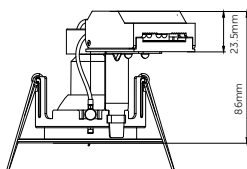
I Joist  
Certified  
**Fire Rated**

30/60/90 Minutes  
Solid Joist  
**Fire Rated**

Compliant  
**Part L**

### Technical Specification

Construction	Pressed Steel
Driver	n/a
LED Chip	n/a
Input Voltage	-
Power Factor	-
Operating Temp	-
Standard	-



### 3 Year Silver Warranty

Code	Description	HxBezelxCut Out Ø (mm)
11850	Firestay Protector Open Back Non Integrated Fixed Downlight - White Bezel	
11851	Firestay Protector Open Back Non Integrated Fixed Downlight - Matt White Bezel	
11852	Firestay Protector Open Back Non Integrated Fixed Downlight - Black Bezel	
11853	Firestay Protector Open Back Non Integrated Fixed Downlight - Satin Bezel	89x80x75
11854	Firestay Protector Open Back Non Integrated Fixed Downlight - Chrome Bezel	
11855	Firestay Protector Open Back Non Integrated Fixed Downlight - Brass Bezel	
11856	Firestay Protector Open Back Non Integrated Fixed Downlight - Antique Brass Bezel	
11857	Firestay Protector Open Back Non Integrated Centre Tilt Downlight - White Bezel	
11858	Firestay Protector Open Back Non Integrated Centre Tilt Downlight - Matt White Bezel	
11859	Firestay Protector Open Back Non Integrated Centre Tilt Downlight - Black Bezel	
11860	Firestay Protector Open Back Non Integrated Centre Tilt Downlight - Satin Bezel	86x80x72
11861	Firestay Protector Open Back Non Integrated Centre Tilt Downlight - Chrome Bezel	
11862	Firestay Protector Open Back Non Integrated Centre Tilt Downlight - Brass Bezel	
11863	Firestay Protector Open Back Non Integrated Centre Tilt Downlight - Antique Brass Bezel	
11864	Firestay Protector Open Back Non Integrated Fixed Shower Downlight - White Bezel	
11865	Firestay Protector Open Back Non Integrated Fixed Shower Downlight - Matt White Bezel	
11866	Firestay Protector Open Back Non Integrated Fixed Shower Downlight - Black Bezel	
11867	Firestay Protector Open Back Non Integrated Fixed Shower Downlight - Satin Bezel	86x80x72
11868	Firestay Protector Open Back Non Integrated Fixed Shower Downlight - Chrome Bezel	
11869	Firestay Protector Open Back Non Integrated Fixed Shower Downlight - Brass Bezel	
11870	Firestay Protector Open Back Non Integrated Fixed Shower Downlight - Antique Brass Bezel	

## Non Integrated Downlight

- The Firestay Non Integrated Downlight gives you the freedom to choose your lamp without the need to replace the complete fitting
- Available as Fixed, Centre Tilt & IP65 Showerlight with a choice of finishes and accessories.
- Firestay Certification: 30, 60 and 90 minute solid joist ceilings, 30 minute I-Joist ceiling systems
- Fixed / Centre Tilt / Showerlight IP65 Downlights
- Part B/C/E compliant
- Suitable for 240V lamps (GU10 lamp holder included)
- Loop in/out terminals for speed of installation

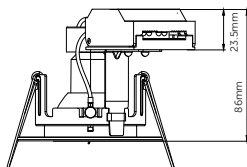
Index



Quality Assured Product Warranty <sup>2</sup>	Water & Dust Protected	Water & Dust Protected	I Joist Certified	30/60/90 Minutes Solid Joist	Compliant
<b>5 Year</b>	<b>IP65</b>	<b>IP20</b>	<b>Fire Rated</b>	<b>Fire Rated</b>	<b>Part L</b>

Showerlight

Technical Specification	
Construction	Pressed Steel
Driver	n/a
LED Chip	n/a
Input Voltage	-
Power Factor	-
Operating Temp	-
Standard	-





3 Year Silver Warranty		
Code	Description	HxBezelxCut Out Ø (mm)
10660	Fire Rated MV/LV Downlight - White	
10665	Fire Rated MV/LV Downlight - Matt White	
10661	Fire Rated MV/LV Downlight - Satin Nickel	
10662	Fire Rated MV/LV Downlight - Chrome	98x85x68
10663	Fire Rated MV/LV Downlight - Antique Brass	
10664	Fire Rated MV/LV Downlight - Brass	
10655	Fire Rated MV/LV Centre Tilt - White	
10667	Fire Rated MV/LV Centre Tilt - Matt White	
10656	Fire Rated MV/LV Centre Tilt - Satin Nickel	
10657	Fire Rated MV/LV Centre Tilt - Chrome	98x85x68
10658	Fire Rated MV/LV Centre Tilt - Antique Brass	
10659	Fire Rated MV/LV Centre Tilt - Brass	
10650	Fire Rated MV/LV Showerlight - White	
10666	Fire Rated MV/LV Showerlight - Matt White	
10651	Fire Rated MV/LV Showerlight - Satin Nickel	
10652	Fire Rated MV/LV Showerlight - Chrome	1008x85x68
10653	Fire Rated MV/LV Showerlight - Antique Brass	
10654	Fire Rated MV/LV Showerlight - Brass	
10670	IC Cage for Firestay Downlight/Showerlight	-
10671	IC Cage for Firestay Centre Tilt	-

## Quick Fix Connector - 3/4 Pole

- The BELL 3 & 4 Pole Quick Fix is a tool free connector designed for quick and easy installation
- 20 Amp 250 Volt
- Robust Plug Connector
- Up to 3 x 2.5mm cables



Code	Description	Inner Box Qty	Outer Box Qty
08212	Quick Fix Connector - 3 Pole Connector Tool Free connection	50	200
08213	Quick Fix Connector - 4 Pole Connector Tool Free connection	50	200
08199	FREE Quick Fix Connector Trade Counter Display (For 08212)	-	-

Free display Box for 3 Pole Quick Fix Connector available on request.  
BULK packaging for quick access, no individual poly bags

Index



# Smart Universal LED Trailing/Leading Edge Dimmer Module

- Smooth, flicker free, silent, buzz free dimming and easy set up
- Completely silent dimming
- Smooth flicker free dimming
- Wide dimming ranging from 100% to 10%
- Compatible with most lamps and fittings in the market
- 5W - 100W LED lamps (10 lamps maximum)
- 5W - 150W including Incandescent, Halogen & CFL lamps
- Loop-in, loop-out primary wiring terminals
- EMC compliance - EN 55015, EN 61000, EN 61547



Code	Description	Box Qty
10803	<p>LED Dimmer Module Ideal for replacing existing backplate dimmer modules when retro-fitting LED lamps or downlights Suitable for dimming: LED / CFL / Halogen / Incandescent</p> <p>Resistive Load GLS - Min 5W ~ Max 150W Mains voltage Halogen - Min 5W ~ Max 150W</p> <p>Inductive Load UNSUITABLE FOR dimmable magnetic transformer Electronic transformer Min 10W ~ Max 150W</p> <p>LED Load LED Dimmable lamps - Min 5W ~ Max 100W - 10 lamps maximum LED Dimmable lamps - Min 5W ~ Max 120W - 10 lamps maximum</p> <p>Compact Fluorescent Load CFL Dimmable lamps - Min 15W ~ Max 150W</p>	50

## LED Emergency Hinged Exit Box

- Selectable Self Test or Manual Emergency Mode
- Hinged for quick and easy installation and maintenance
- Tool free termination
- Sleek, energy efficient design
- Different legend options available
- Suitable for commercial and industrial installations
- Viewing distance 25m



Index

Product Warranty<sup>3</sup>  
Including Battery  
**5 Year**

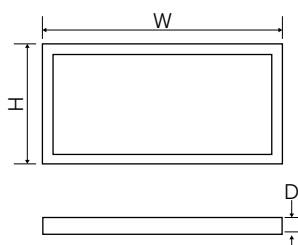
Water & Dust  
Protected  
**IP20**

Self Test or  
Manual Emergency  
**Mode**

Operating  
Hours  
**30,000**

### Technical Specification

Construction	Polycarbonate
LED Chip	Samsung
Input Voltage	220 - 240V
Power Factor	> 0.9
Operating Temp	0°C to +35°C
Standard	CE & UKCA
Battery	LiFeP04





Index

### 5 Year Silver Warranty

Code	W	Description	Temp	Viewing Distance	WxHxD
09083V2	4	LED Emergency Hinged Exit Box including Up Legend.	6500K	25M	396x195x41
09085	-	New (ISO) Legend Reversible Left & Right (spare accessory)	-	-	-
09087	-	New (ISO) Legend Down (spare accessory)	-	-	-
09086	-	New (ISO) Legend Up (spare accessory)	-	-	-

### Legend Options



09085 New (ISO) Legend Reversible Left & Right



09087 New (ISO) Legend Down



09086 New (ISO) Legend Up

## LED Emergency Exit Blade

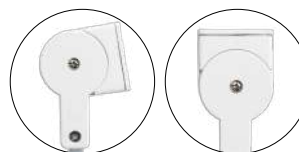
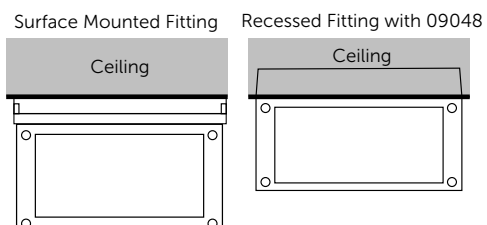
- Selectable Self Test or Manual Emergency Mode
- Sleek, low profile design
- Easy switching from non maintained to maintained via removable link
- Can be mounted to ceiling or wall
- Supplied with New Up Legend as standard
- Suitable for Commercial and Industrial installations
- Maintained / Non Maintained
- 25M Viewing Distance
- Viewable from both sides
- Recessing Kit option (Code 09048)



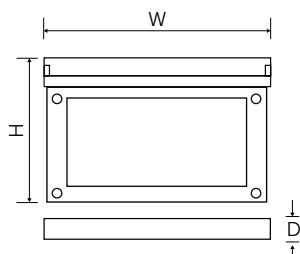
Index

Product Warranty <sup>3</sup> Including Battery	Water & Dust Protected	Self Test or Manual Emergency Mode	Operating Hours
<b>5 Year</b>	<b>IP20</b>	<b>Mode</b>	<b>30,000</b>

Technical Specification	
Construction	Polycarbonate
LED Chip	Samsung
Input Voltage	220 - 240V
Power Factor	> 0.9
Operating Temp	0°C to +35°C
Standard	CE & UKCA
Battery	LiFeP04



Rotating fixing, can be mounted to ceiling or wall at 90° angle





Index

## 5 Year Silver Warranty

Code	W	Description	Temp	Viewing Distance	WxHxD
09012V2	2.5	LED Emergency Exit Blade Surface including Up Legend. Maintained/Non Maintained	6500K	25M	310x230x35
09013	-	New Legend Left + Right for Exit Blade	-	-	-
09014	-	New Legend Down for Exit Blade	-	-	-
09015	-	New Legend Up for Exit Blade	-	-	-
09016	-	Old Legend Left + Right for Exit Blade	-	-	-
09017	-	Old Legend Down for Exit Blade	-	-	-
09018	-	Old Legend Up for Exit Blade	-	-	-
09048	-	Recessing kit for Emergency Surface Exit Blade	-	-	-

## Legend Options


 09013 New (ISO)  
Left & right

 09014 New (ISO)  
Legend Down

 09015 New (ISO)  
Legend Up

 09016 Old (Euro) Legend  
Left & Right

 09017 Old (Euro)  
Legend Down

 09018 Old (Euro)  
Legend Up

## LED Emergency 6 in 1 Exit Blade

- Ability to be displayed in 6 different ways; Surface / Suspended / Recessed / Wall / Parallel / Angled Mounting
- Selectable Self Test or Manual Emergency Mode
- Suitable for commercial and industrial installations
- Different legend options available
- Maintained / Non Maintained
- Viewable from both sides
- Viewing distance 25m



Index



Product Warranty<sup>3</sup>  
Including Battery  
**5 Year**

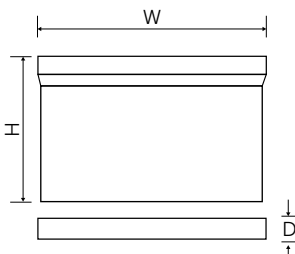
Water & Dust  
Protected  
**IP20**

Self Test or  
Manual Emergency  
**Mode**

Operating  
Hours  
**30,000**

### Technical Specification

Construction	Polycarbonate
LED Chip	Samsung
Input Voltage	220 - 240V
Power Factor	> 0.9
Operating Temp	0°C to +35°C
Standard	CE & UKCA
Battery	LiFePO4



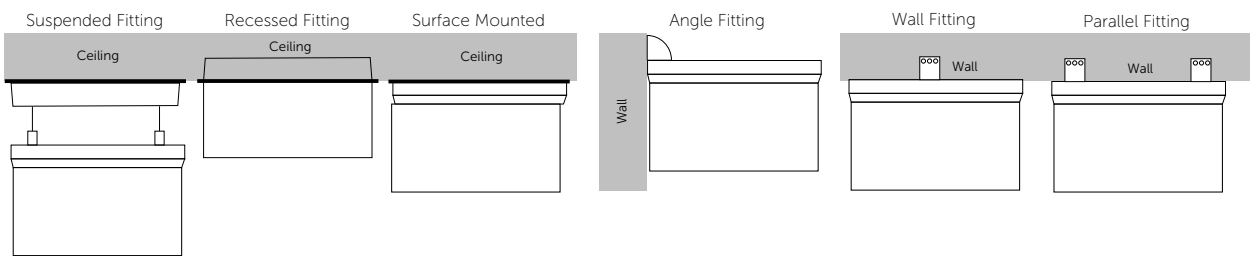




Index

5 Year Silver Warranty

Code	W	Description	Temp	Viewing Distance	WxHxD
09066V2	2	LED Emergency 6 in 1 Exit Blade. Including New (ISO) Up Legend (White Version)	6500K	25M	267x170x34
09130	2	LED Emergency 6 in 1 Exit Blade. Including New (ISO) Up Legend (Black Version)	6500K	25M	267x170x34
09067V2	-	New Legend Reversible Left & Right	-	-	-
09068V2	-	New Legend Down	-	-	-



Legend Options



09067 New (ISO) Legend Reversible Left & Right

09068 (ISO) New Legend Down

## LED Emergency Non Maintained Downlights

- Selectable Self Test or Manual Emergency Mode
- Open Area / Corridor versions
- Green charge indicator
- Complete with driver and sheathed battery pack
- Cut Out Ø32mm



Index

Product Warranty<sup>3</sup>  
Including Battery

5 Year

Water & Dust  
Protected

IP20

Operating  
Hours

30,000

### Technical Specification

Construction	Polycarbonate
LED Chip	Samsung
Input Voltage	220 - 240V
Power Factor	> 0.9
Operating Temp	0°C to +35°C
Standard	CE & UKCA
Battery	LiFeP04



### 5 Year Silver Warranty

Code	W	Description	Temp	Lm	ØxHxCut Out (mm)
09080	1	LED Emergency Non Maintained Downlight Open Area	6000K	120	38x38x32
09081	1	LED Emergency Non Maintained Downlight Corridor	6000K	120	

## Recessed Downlights

- Selectable Self Test or Manual Emergency Mode
- Open Area / Corridor versions
- Dual colour charge indicator
- Complete with driver and fire rated battery pack
- 3W recessed



Index

Product Warranty<sup>3</sup>  
Including Battery  
**5 Year**

Water & Dust  
Protected  
**IP20**

Self Test or  
Manual Emergency  
**Mode**

Operating  
Hours  
**30,000**

### Technical Specification

Construction	Polycarbonate
LED Chip	Samsung
Input Voltage	220 - 240V
Power Factor	> 0.9
Operating Temp	0°C to +35°C
Standard	CE & UKCA
Battery	LiFeP04



Index

**5 Year Silver Warranty**

Code	W	Description	Temp	Lm	ØxHxCut Out
09030V2	3	LED Emergency Non Maintained Downlight Open Area	6500K	150	42x22x34
09031V2	3	LED Emergency Non Maintained Downlight Corridor	6500K	150	

## LED Emergency Non Maintained Downlight

- Selectable Self Test or Manual Emergency Mode
- Dual colour charge indicator, complete with driver and sheathed battery pack
- Open area & corridor lenses included
- Cut Out Ø55mm

Index



Product Warranty<sup>3</sup>  
Including Battery

**5 Year**

Water & Dust  
Protected

**IP20**

Self Test or  
Manual Emergency

**Mode**

Operating  
Hours

**35,000**

### Technical Specification

Construction	Polycarbonate
LED Chip	Samsung
Input Voltage	220 - 240V
Power Factor	> 0.9
Operating Temp	0°C to +35°C
Standard	CE & UKCA
Battery	LiFeP04



Index

### 5 Year Silver Warranty

Code	W	Description	Temp	Lm	ØxHxCut Out
09075V2	3	LED Emergency Non Maintained Downlight Open Area & Corridor White Version	6000K	260	60x175x55
09131	3	LED Emergency Non Maintained Downlight Open Area & Corridor Black Version	6000K	260	60x175x55

## 2W LED Emergency Non Maintained Downlight

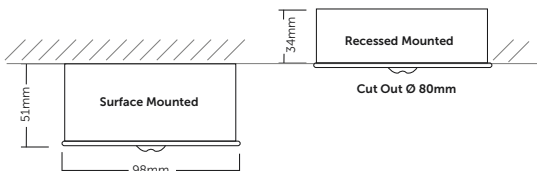
- Selectable Self Test or Manual Emergency Mode
- Surface or recessed mount
- 4 in 1 product
- Suitable for open area or corridor
- Dual colour charge indicator, complete with driver and battery pack
- IP20



Index

Product Warranty <sup>3</sup> Including Battery	Water & Dust Protected	Self Test or Manual Emergency Mode	Operating Hours
<b>5 Year</b>	<b>IP20</b>	<b>Mode</b>	<b>50,000</b>

Technical Specification	
Construction	Polycarbonate
LED Chip	Samsung
Input Voltage	220 - 240V
Power Factor	> 0.9
Operating Temp	0°C to +35°C
Standard	CE & UKCA
Battery	LiFeP04







Index

5 Year Silver Warranty

Code	W	Description	Temp	Lm	ØxHxCut Out
09126	2	LED Emergency Non Maintained Downlight (Surface mounted/Recessed)	6000K	150	98x51x n/a

## LED Emergency IP65 Twin Spot

- Selectable Self Test or Manual Emergency Mode
- Long life & low maintenance
- Compact design & robust construction
- 20mm Side & rear entry

Index



Product Warranty<sup>3</sup>  
Including Battery  
**5 Year**

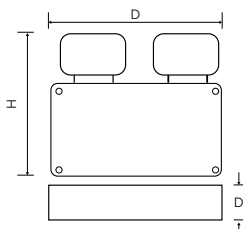
Water & Dust  
Protected  
**IP65**

Self Test or  
Manual Emergency  
**Mode**

Operating  
Hours  
**30,000**

### Technical Specification

Construction	Polycarbonate
LED Chip	Samsung
Input Voltage	220 - 240V
Power Factor	> 0.9
Operating Temp	0°C to +35°C
Standard	CE & UKCA
Battery	LiFeP04






### 5 Year Silver Warranty

Code	W	Description	Temp	Lm	HxWxD
09088V2	12	LED Emergency Twin Spot IP65. Non Maintained - White	6500K	550	247x226x79
09128	12	LED Emergency Twin Spot IP65. Non Maintained - Black	6500K	550	

## LED Emergency Bulkhead / Recessed

- Selectable Self Test or Manual Emergency Mode
- Low profile slim design
- Includes full set of New Legends
- Old Legends also available
- Internal/external use
- Viewing distance 25M
- 20mm Conduit entry
- Hinged Gear Tray for easy install
- Tool-Free termination
- 09046 Exit Blade Accessory available, when fitted this adapts 3.3W Bulkheads in to cost effective IP65 Exit Blades

Index



Product Warranty<sup>3</sup>  
Including Battery  
**5 Year**

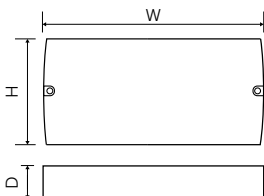
Water & Dust  
Protected  
**IP65**

Self Test or  
Manual Emergency  
**Mode**

Operating  
Hours  
**30,000**

### Technical Specification

Construction	Polycarbonate
LED Chip	Samsung
Input Voltage	220 - 240V
Power Factor	> 0.9
Operating Temp	0°C to +35°C
Standard	CE & UKCA
Battery	LiFeP04





Index

### 5 Year Silver Warranty

Code	W	Description	Temp	Lm	HxWxD
09040V2	3.3	LED Emergency Bulkhead IP65. Maintained/Non Maintained Includes set of 4 New Legends	6500K	190	110x352x55
09041	-	Semi Recessing Kit for LED Emergency Bulkhead	-	-	-
09043	-	Old Legend Kit for Emergency Bulkhead (Set of 4)	-	-	-
09046	-	Exit Blade Accessory	-	-	-

### Legend Options



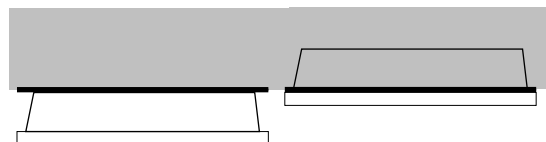
Includes all New (ISO) Legends



09043 Old (Euro) Legends Kit

Ceiling Mounted Fitting

Recessed Fitting



## LED High Power Emergency Bulkhead

- Selectable Self Test or Manual Emergency Mode
- 1100 Lm
- Suitable for commercial and industrial installations
- Non Maintained
- IP65
- 20mm conduit entry



Index

Product Warranty<sup>3</sup>  
Including Battery  
**5 Year**

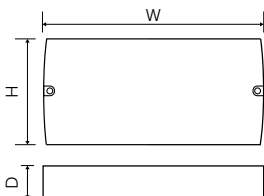
Water & Dust  
Protected  
**IP65**

Self Test or  
Manual Emergency  
**Mode**

Operating  
Hours  
**50,000**

### Technical Specification

Construction	Polycarbonate
LED Chip	Samsung
Input Voltage	220 - 240V
Power Factor	> 0.9
Operating Temp	0°C to +35°C
Standard	CE & UKCA
Battery	LiFeP04





Index

5 Year Silver Warranty

Code	W	Description	Temp	Lm	HxWxD
09094V2	7	LED High Power Emergency Bulkhead	6500K	1100	168x338x75

# Batten Mount 1W Emergency Pack For Battens Open Area Lens

- Convert battens to emergency version
- Quick and easy connection
- High output 1W LED chip
- Suitable for all open areas
- 20mm Conduit entry
- LiFePO4 Lithium battery for improved reliability and lifetime

Index

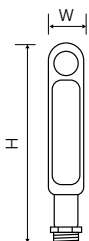


Product Warranty<sup>1</sup>  
Including Battery  
**5 Year**

Water & Dust  
Protected  
**IP65**

Operating  
Hours  
**50,000**

Technical Specification	
Construction	Polycarbonate
LED Chip	-
Input Voltage	-
Power Factor	-
Operating Temp	0°C to +35°C
Standard	CE & UKCA
Battery	-





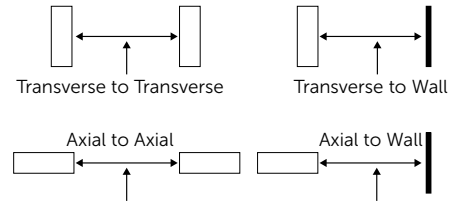


Index

5 Year Silver Warranty

Code	W	Description	Temp	Lm	HxWxD
09129	-	Spectrum Batten Mount 1W 5 Year Emergency Pack for Battens, Open Area Lens	-	-	182x45x45

## Downlight Spacing Tables



3W Open Area Recessed Downlight (09030V2) Spacing Table

Open Area (0.5 lux minimum)				
Mounting Height (M)	Transverse To Wall (M)	Transverse To Transverse (M)	Axial To Wall (M)	Axial To Axial (M)
2.5	3	7.8	-	-
4	3.6	9	-	-
6	3.6	10.8	-	-

3W Corridor Recessed Downlight (09031V2) Spacing Table

Escape Route (1 lux across central line)				
Mounting Height (M)	Transverse To Wall (M)	Transverse To Transverse (M)	Axial To Wall (M)	Axial To Axial (M)
2.5	3	7.2	-	-
4	2.4	7.8	-	-
6	-	-	-	-



3W Corridor (09126) Spacing Table

Escape Route (1 lux across central line)				
Mounting Height (M)	Transverse To Wall (M)	Transverse To Transverse (M)	Axial To Wall (M)	Axial To Axial (M)
2.5	5.0	18.5	-	-
4	5.0	21.5	-	-
6	-	-	-	-

3W Open Area (09126) Spacing Table

Open Area (0.5 lux minimum)				
Mounting Height (M)	Transverse To Wall (M)	Transverse To Transverse (M)	Axial To Wall (M)	Axial To Axial (M)
2.5	5.0	12	5.0	12
4	3.0	14	3.0	14
6	2.0	13	2.0	13



3W Corridor Recessed Downlight (09075V2) Spacing Table

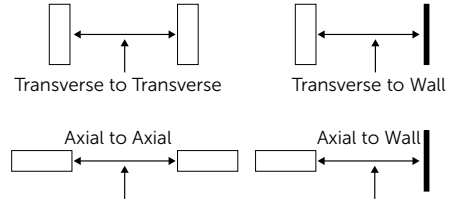
Escape Route (1 lux across central line)				
Mounting Height (M)	Transverse To Wall (M)	Transverse To Transverse (M)	Axial To Wall (M)	Axial To Axial (M)
2.5	7.2	18	-	-
4	9	20.4	-	-
6	7.8	21.6	-	-

3W Open Area Recessed Downlight (09075V2) Spacing Table

Open Area (0.5 lux minimum)				
Mounting Height (M)	Transverse To Wall (M)	Transverse To Transverse (M)	Axial To Wall (M)	Axial To Axial (M)
2.5	4.2	10.8	4.2	10.8
4	4.2	11.4	4.2	11.4
6	4.2	12.6	4.2	12.6



# Bulkhead Spacing Tables



3W Bulkhead (09040V2) Spacing Table				
Escape Route (1 lux across central line)				
Mounting Height (M)	Transverse To Wall (M)	Transverse To Transverse (M)	Axial To Wall (M)	Axial To Axial (M)
2.5	4.5	9.4	3.5	6
4	4.5	10	3.5	6.5
6	4.5	9.5	2.5	5.5
Open Area (0.5 lux minimum) Spacing Table				
Mounting Height (M)	Transverse To Wall (M)	Transverse To Transverse (M)	Axial To Wall (M)	Axial To Axial (M)
2.5	4	9	3.5	8
4	5	10	4	9
6	5	11.5	4	10



7W High Power Bulkhead (09094V2) Spacing Table				
Escape Route (1 lux across central line)				
Mounting Height (M)	Transverse To Wall (M)	Transverse To Transverse (M)	Axial To Wall (M)	Axial To Axial (M)
4	7	16	7	16
6	8	20	8	20
8	8.5	22	8.5	22
Open Area (0.5 lux minimum) Spacing Table				
Mounting Height (M)	Transverse To Wall (M)	Transverse To Transverse (M)	Axial To Wall (M)	Axial To Axial (M)
4	6.5	16.5	6.5	16.5
6	7.5	18.5	7.5	18.5
8	8.5	23.5	8.5	23.5



# Twin Spot Spacing Tables

12W Emergency Twin Spot (09088V2) Spacing Table				
Escape Route (1 lux across central line)				
Mounting Height (M)	Transverse To Wall (M)	Transverse To Transverse (M)	Axial To Wall (M)	Axial To Axial (M)
4	-	-	6.5	16
6	-	-	7	18
8	-	-	6.5	18.5
Open Area (0.5 lux minimum) Spacing Table				
Mounting Height (M)	Transverse To Wall (M)	Transverse To Transverse (M)	Axial To Wall (M)	Axial To Axial (M)
4	5	13	6.5	16
6	5.5	15	7	17
8	5.5	17	7.5	18



## LED Genesis GU10

- The Genesis GU10 is our newest edition to the GU10 range.
- Available as Non-Dimmable and Dimmable in 3 colour temperatures
- The Genesis GU10 is one of our best all-purpose GU10's
- Energy saving benefits of LED
- Rimless lens for improved aesthetics
- True fit GU10 size
- Suitable for fire rated and IP rated fixtures
- 38° Beam angle
- 15000 Hours



### 2 Year Silver Warranty

Code	Lamp Type	Temp	Lm	Cd	ØxH (mm)
Non Dimmable					
60670	4.4W Genesis GU10 Non-Dim	2700K			
60671	4.4W Genesis GU10 Non-Dim	3000K	350	630	50x54
60672	4.4W Genesis GU10 Non-Dim	4000K			
Dimmable					
60673	4.4W Genesis GU10 Dim	2700K			
60674	4.4W Genesis GU10 Dim	3000K	350	630	50x54
60675	4.4W Genesis GU10 Dim	4000K			

Index

4.4W  $\frac{50}{W}$  Energy Saving 91%

Quality Assured  
Product Warranty<sup>1</sup>  
**2 Year**

Colour Rendering  
Index<sup>2</sup>  
**85**

Lumens  
Maintenance Ratio<sup>3</sup>  
**80**

Operating  
Hours  
**15,000**

**E**



Index

## LED Halo GU10

- The Halo GU10 is our most popular GU10 lamp to date
- Available as Non-Dimmable and Dimmable in 4 colour temperatures and wattages
- Combines price fighting qualities with sleek aesthetics to feature as one of our best 'all-rounders'
- Energy saving benefits of LED
- Improved efficiency up to 110 Lm/W
- Rimless lens for improved aesthetics
- True fit GU10 size
- Suitable for fire rated and IP rated fixtures
- 38° & 60° beam angle options



### 3 Year Silver Warranty

Code	Lamp Type	Temp	Lm	Cd	ØxH (mm)
<b>Non Dimmable</b>					
60600	3.2W LED Halo GU10 - 38°	2700K			
60607	3.2W LED Halo GU10 - 38°	3000K	350	450	50x53
60601	3.2W LED Halo GU10 - 38°	4000K			
60602	3.2W LED Halo GU10 - 38°	6500K			
60606	3.2W LED Halo GU10 - 60°	2700K			
60608	3.2W LED Halo GU10 - 60°	4000K	350	250	50x53
60609	3.2W LED Halo GU10 - 60°	6500K			
60614	3.2W LED Halo GU10 - 38°, In Packs of 5, in 2 Counter Display Units	2700K	350	450	50x53
60615	3.2W LED Halo GU10 - 38°, In Packs of 5, in 2 Counter Display Units	4000K			
<b>Dimmable</b>					
60603	3.2W LED Halo GU10 Dimmable - 38°	2700K			
60611	3.2W LED Halo GU10 Dimmable - 38°	3000K	350	450	50x53
60604	3.2W LED Halo GU10 Dimmable - 38°	4000K			
60605	3.2W LED Halo GU10 Dimmable - 38°	6500K			
60610	3.2W LED Halo GU10 Dimmable - 60°	2700K			
60612	3.2W LED Halo GU10 Dimmable - 60°	4000K	350	250	50x53
60613	3.2W LED Halo GU10 Dimmable - 60°	6500K			

Index

3.2W  $\frac{50}{W}$  Energy Saving 93%

Quality Assured  
Product Warranty<sup>1</sup>  
**3 Year**

Colour Rendering  
Index<sup>2</sup>  
**85**

Lumens  
Maintenance Ratio<sup>3</sup>  
**80**

Operating  
Hours  
**20,000**

F

# LED Halo Elite GU10

- The Halo Elite GU10 combines the tried and tested technology of the Halo GU10 with a high lumen output
- Ideal for illuminating spaces at a higher lux level while not breaking the bank
- High output GU10
- Energy saving benefits of LED
- Improved efficiency up to 110 Lm/W
- Rimless lens for improved aesthetics
- True fit GU10 size
- Suitable for fire rated and IP rated fixtures



3 Year Silver Warranty					
Code	Lamp Type	Temp	Lm	Cd	ØxH (mm)
<b>Non Dimmable</b>					
60616	5W LED Halo Elite GU10 Non Dim - 38°	2700K			
60617	5W LED Halo Elite GU10 Non Dim - 38°	3000K	550	750	50x53
60618	5W LED Halo Elite GU10 Non Dim - 38°	4000K			
60619	5W LED Halo Elite GU10 Non Dim - 38°	6500K			
60624	5W LED Halo Elite GU10 Non Dim - 60°	2700K			
60625	5W LED Halo Elite GU10 Non Dim - 60°	3000K	550	400	50x53
60626	5W LED Halo Elite GU10 Non Dim - 60°	4000K			
60627	5W LED Halo Elite GU10 Non Dim - 60°	6500K			
<b>Dimmable</b>					
60620	5W LED Halo Elite GU10 Dimmable - 38°	2700K			
60621	5W LED Halo Elite GU10 Dimmable - 38°	3000K	550	750	50x53
60622	5W LED Halo Elite GU10 Dimmable - 38°	4000K			
60623	5W LED Halo Elite GU10 Dimmable - 38°	6500K			
60628	5W LED Halo Elite GU10 Dimmable - 60°	2700K			
60629	5W LED Halo Elite GU10 Dimmable - 60°	3000K	550	400	50x53
60630	5W LED Halo Elite GU10 Dimmable - 60°	4000K			
60631	5W LED Halo Elite GU10 Dimmable - 60°	6500K			



5W  $\frac{75}{W}$  Energy Saving 93%

Quality Assured Product Warranty<sup>1</sup>  
**3 Year**

Colour Rendering Index<sup>2</sup>  
**85**

Lumens Maintenance Ratio<sup>2</sup>  
**80**

Compliant  
**Part L**

Operating Hours  
**25,000**



## Platinum Class A LED Glass GU10

- Save up to 96% energy when compared to halogen lamps
- Over 3X longer life than most other conventional LED GU10's
- True fit GU10 size
- One of the most energy efficient LED GU10 lamp on the market
- Suitable for Fire Rated and IP rated fixtures



### 5 Year Silver Warranty

Code	Lamp Type	Temp	Lm	Cd	ØxH (mm)
Non Dimmable					
60852	2W LED Platinum Class A Glass GU10 - 38°, 2700K	2700K	380	600	50x54.5
60853	2W LED Platinum Class A Glass GU10 - 38°, 4000K	4000K			

Index

Class A



2W  $\Rightarrow$  50W Energy Saving 96%

Panel Warranty<sup>3</sup>  
**5 Year**

Colour Rendering Index<sup>2</sup>  
**85**

Lumens Maintenance Ratio<sup>1</sup>  
**80**

Operating Hours  
**50,000**

**A**



# Platinum Class B LED Glass GU10

- Save up to 95% energy when compared to halogen lamps
- Over 3X longer life than most other conventional LED GU10's
- True fit GU10 size
- One of the most energy efficient LED GU10 lamp on the market
- Suitable for Fire Rated and IP rated fixtures



5 Year Silver Warranty					
Code	Lamp Type	Temp	Lm	Cd	ØxH (mm)
Dimmable					
60850	2.4W LED Platinum Class B Dimmable Glass GU10 - 38°, 2700K	2700K	400	650	50x54.5
60851	2.4W LED Platinum Class B Dimmable Glass GU10 - 38°, 4000K	4000K			



**Class B**



2.2W 50W 95%

Panel Warranty<sup>2</sup>  
**5 Year**

Colour Rendering Index<sup>3</sup>  
**85**

Lumens Maintenance Ratio<sup>4</sup>  
**80**

Operating Hours  
**50,000**



## LED Halo Glass GU10

- The Halo Glass combines the retro feel of halogen lamps with the efficiency of LED technology
- The high-grade driver within the Halo Glass allows for smooth dimming at minimum and maximum load levels
- The precision moulded polycarbonate lens ensures precise beam angle light distribution
- True fit GU10 size
- Dimmable & Non-Dim available
- Suitable for fire rated and IP rated fixtures
- 38° beam angle
- High grade driver designed for smooth dimming at min & max load levels, operating effectively with rotary and digital dimming systems



### 3 Year Silver Warranty

Code	Lamp Type	Temp	Lm	Cd	ØxH
Non Dimmable					
60646	3.1W LED Halo Glass GU10	2700K			
60652	3.1W LED Halo Glass GU10	3000K	350	650	50x53
60647	3.1W LED Halo Glass GU10	4000K			
60648	3.1W LED Halo Glass GU10	6500K			
Dimmable					
60649	3.1W LED Halo Glass GU10 Dimmable	2700K			
60653	3.1W LED Halo Glass GU10 Dimmable	3000K	350	650	50x53
60650	3.1W LED Halo Glass GU10 Dimmable	4000K			
60651	3.1W LED Halo Glass GU10 Dimmable	6500K			

Index

3.1W  $\frac{50}{W}$  Energy Saving 94%

Quality Assured  
Product Warranty<sup>1</sup>  
**3 Year**

Colour Rendering  
Index<sup>2</sup>  
**85**

Lumens  
Maintenance Ratio<sup>1</sup>  
**80**

Operating  
Hours  
**20,000**

**E**

# LED Halo Elite Glass GU10

- The Halo Elite Glass combines the retro feel of halogen lamps with the efficiency of LED technology
- The high-grade driver within the Halo Elite Glass allows for smooth dimming at minimum and maximum load levels
- The precision moulded polycarbonate lens ensures precise beam angle light distribution
- True fit GU10 size
- Dimmable & Non Dim available
- Suitable for fire rated and IP rated fixtures
- 38° beam angle
- High grade driver designed for smooth dimming at min & max load levels, operating effectively with rotary and digital dimming system (dimmable version)



3 Year Silver Warranty					
Code	Lamp Type	Temp	Lm	Cd	ØxH
Non Dimmable					
60640	4.2W LED Halo Elite Glass GU10	2700K			
60641	4.2W LED Halo Elite Glass GU10	4000K	470	750	50x53
60642	4.2W LED Halo Elite Glass GU10	6500K			
Dimmable					
60643	4.2W LED Halo Elite Glass GU10 Dimmable	2700K			
60644	4.2W LED Halo Elite Glass GU10 Dimmable	4000K	470	750	50x53
60645	4.2W LED Halo Elite Glass GU10 Dimmable	6500K			



4.2W 75% Energy Saving 94%

Quality Assured Product Warranty<sup>1</sup>  
**3 Year**

Colour Rendering Index<sup>2</sup>  
**85**

Lumens Maintenance Ratio<sup>2</sup>  
**80**

Compliant  
**Part L**

Operating Hours  
**25,000**



## LED Dim to Warm GU10

- With this BELL Dim to Warm GU10 lamp you can now access 2700K–2200K CCT
- Warm glow dimming effect, light levels dim to warm tones of traditional lamps
- When you reduce the brightness using a dimmer switch, you will see a drop in the colour temperature from 2700K down to a soothing, warm 2200K
- Perfect for a more relaxing atmosphere in residential buildings, hotels, restaurants and bars
- Traditional halogen look with the energy saving benefits of LED
- True fit GU10 size
- Emits a warmer light when dimmed
- Creates cosy ambience when dimmed
- Replicates dimming of halogen lamps
- Colour temperature range 2200K-2700K
- 92% Energy Saving



### 3 Year Silver Warranty

Code	Lamp Type	Temp	Lm	Cd	ØxH (mm)
Dimmable					
60634	3.8W LED Halo GU10 Dim to Warm - 38°	2200-2700K	420	600	50x56

Index

3.8W  $\Rightarrow$  50W Energy Saving 92%

Quality Assured  
Product Warranty<sup>1</sup>  
**3 Year**

Colour Rendering  
Index<sup>2</sup>  
**85**

Lumens  
Maintenance Ratio<sup>2</sup>  
**80**

Compliant  
**Part L**

Operating  
Hours  
**25,000**

**E**

# LED Long Neck GU10

- The Long Neck GU10 is well known for being somewhat of a problem solver within the GU10 market
- This ideal replacement for Long Neck CFL GU10's has been specifically designed to fit deep recessed downlight fittings
- Wide beam angle for a broad light distribution.
- Ideal Replacement for Long Neck CFL GU10
- Designed to fit deep recessed downlight fittings
- Suitable for fire rated and IP rated fixtures
- 25000 Hours
- Available in Warm White and Cool White



3 Year Silver Warranty					
Code	Lamp Type	Temp	Lm	Cd	ØxH (mm)
Non Dimmable					
60632	4.9W Long Neck Non Dim GU10 100°	3000K	450	180	50x74
60633	4.9W Long Neck Non Dim GU10 100°	4000K			



4.9W <sup>35</sup> Energy Saving <sub>W</sub> 86%

Quality Assured Product Warranty<sup>1</sup>  
**3 Year**

Colour Rendering Index<sup>2</sup>  
**85**

Lumens Maintenance Ratio<sup>2</sup>  
**80**

Compliant  
**Part L**

Operating Hours  
**25,000**



## LED Pro Precision GU10

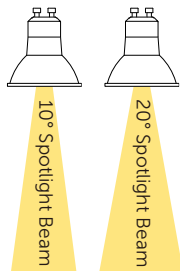
- The 6W Pro Precision LED GU10 provides clean, crisp, directional lighting, ideal for the retail environment to highlight products
- With a high (95) Colour Rendering Index (CRI) which ensures brightly coloured products are displayed to their full potential
- True fit GU10 size
- Colour Rendering Index 95
- Suitable for fire rated and IP rated fixtures
- High grade driver designed for smooth dimming at min & max load levels, operating effectively with rotary and digital dimming systems
- Cool White/Warm White
- Suitable for museums and galleries



### 5 Year Silver Warranty

Code	Lamp Type	Temp	Lm	Cd	ØxH (mm)
Dimmable					
05766	6W Pro Precision GU10 - 10° Beam	2700K	540	6000	50x55
05767	6W Pro Precision GU10 - 10° Beam	4000K	550	6200	
05768	6W Pro Precision GU10 - 20° Beam	2700K	540	2400	
05769	6W Pro Precision GU10 - 20° Beam	4000K	550	2500	

Index



6W  $\equiv$   $\frac{35}{W}$  Energy Saving 83%

Quality Assured  
Product Warranty<sup>1</sup>  
**5 Year**

Colour Rendering  
Index<sup>2</sup>  
**High 95**

Lumens  
Maintenance Ratio<sup>2</sup>  
**80**

Compliant  
**Part L**

Operating  
Hours  
**30,000**



# LV LED Halo MR16

- The Halo MR16 provides a low voltage solution combined with sleek aesthetics
- High output MR16
- Energy saving benefits of LED
- Rimless lens for improved aesthetics
- True fit MR16 size
- Suitable for fire rated and IP rated fixtures



3 Year Silver Warranty					
Code	Lamp Type	Temp	Lm	Cd	ØxH (mm)
Non Dimmable					
60700	4.9W LED Halo MR16 Non Dim 38°	2700K			
60701	4.9W LED Halo MR16 Non Dim 38°	4000K	530	650	50x52
60702	4.9W LED Halo MR16 Non Dim 38°	6500K			

12V LED lamps require a BELL line driver or quality branded transformer



4.9W <sup>35</sup> Energy Saving <sub>W</sub> 86%

Quality Assured Product Warranty<sup>1</sup>  
**3 Year**

Colour Rendering Index<sup>2</sup>  
**85**

Lumens Maintenance Ratio<sup>2</sup>  
**80**

Operating Hours  
**25,000**



## LV LED Halo MR11

- The Halo MR11 provides a sleek, contemporary design with the energy saving benefits of LED
- Ideal replacement when retrofitting inefficient light sources
- True fit MR11 size
- 5 year Warranty
- 85% Energy Saving
- Warm White, 3000K
- 24° Beam angle creates a focussed beam of light, that can be used for multiple applications



### 5 Year Silver Warranty

Code	Lamp Type	Temp	Lm	Cd	ØxH (mm)
Non Dimmable					
05611	3W LED MR11, Non Dim 24°	3000K	200	600	35x38

12V LED lamps require a BELL line driver or quality branded transformer

Index

3W  20 Energy Saving 85%

Quality Assured  
Product Warranty<sup>1</sup>  
**5 Year**

Colour Rendering  
Index<sup>2</sup>  
**85**

Lumens  
Maintenance Ratio<sup>2</sup>  
**80**

Operating  
Hours  
**30,000**





# LED AR111

- The AR111 provides clean, crisp lighting, ideal for the retail environment, which ensures products are displayed to their full potential
- Lamps with poor CRI will distort some colours
- Dimmable
- Retrofit Size
- 25000 Hours Life
- 60° Beam



5 Year Silver Warranty				
Code	Lamp Type	Temp	Lm	ØxH (mm)
Non Dimmable				
60827	10W LED AR111 Dimmable - GU10, 60°	2700K	950	111x66
Mains voltage dimming				



10W 90%

Quality Assured Product Warranty<sup>1</sup>  
**5 Year**

Colour Rendering Index<sup>2</sup>  
**85**

Lumens Maintenance Ratio<sup>3</sup>  
**80**

Operating Hours  
**25,000**



## LED PAR Lamps









- The BELL LED PAR Lamps are perfect for all retail and display applications
- Available in a variety of sizes & wattages to ensure we have a solution for each individual retail space
- Specially designed to replace existing Halogen Lamps
- Retro fit for halogen
- Perfect for all retail and display applications
- PAR 16/20/25/30/38
- Full dimming on rotary and digital dimming systems
- 2700K Warm White colour temperature



### 5 Year Silver Warranty

Code	Lamp Type	Temp	Lm	Cd	ØxH (mm)
Dimmable					
05864	6W LED PAR16 Dimmable - SES	2700K	400	1000	50x80
05865	8W LED PAR20 Dimmable - ES		580	1350	64x90
05866	8W LED PAR25 Dimmable - ES		580	1350	80x101
05867	12W LED PAR30 Dimmable - ES		1000	2000	95x94
05868	14W LED PAR38 Dimmable - ES		1150	2200	122x134

Index

6W  50W  88%	8W  75W  89%	12W  120W  90%	14W  120W  88%
Quality Assured Product Warranty <sup>1</sup> <b>5 Year</b>	Colour Rendering Index <sup>1</sup> <b>85</b>	Lumens Maintenance Ratio <sup>2</sup> <b>80</b>	Operating Hours <b>30,000</b>

G

F

# LED External PAR 38 Lamps

- The LED External Par 38 Lamp is ideal for all accent lighting applications
- Often used on the exterior of premises to give a warm welcoming feel on walkways, paths, entrance, lobbies and gardens
- New LED PAR38 lamp provides energy efficient accent lighting
- Suitable for outdoor use in a certified IP rated fixture
- Low maintenance costs
- Sustainable lighting technology



3 Year Silver Warranty				
Code	Lamp Type	Temp	Lm	ØxH (mm)
Non Dimmable				
05650	15W LED PAR38 External Non Dim - ES, Clear	2700K	400	121x130
Suitable for outdoor use in a certified IP rated fixture				



15W  $\frac{120}{W}$  Energy Saving 88%

Quality Assured Product Warranty<sup>1</sup>  
**3 Year**

Lumens Maintenance Ratio<sup>1</sup>  
**80**

Operating Hours  
**30,000**



## LED Filament Candle

- The Filament Candle is ideal for all chandeliers and wall lights
- LED Filament Range offers smooth dimming on rotary and digital dimming systems
- LED Technology with the elegance of Incandescent Lamps
- Ideal Replacement for Incandescent Lamps
- Creates a welcoming atmosphere with retro feel
- Up to 93% Energy Saving
- Argon gas filled to improve life
- High temperature capping cement
- Smooth dimming on rotary and digital dimming systems
- Full glass envelope



### 3 Year Silver Warranty

Code	Lamp Type	Temp	Lm	ØxH (mm)
Non Dimmable				
60703	3.3W LED Filament Clear Candle Non Dim - BC	2700K		35x92
60704	3.3W LED Filament Clear Candle Non Dim - SBC	2700K		35x96
60705	3.3W LED Filament Clear Candle Non Dim - ES	2700K		35x92
60706	3.3W LED Filament Clear Candle Non Dim - SES	2700K		35x96
60707	3.3W LED Filament Satin Candle Non Dim - BC	2700K		35x92
60708	3.3W LED Filament Satin Candle Non Dim - SBC	2700K	470	35x96
60709	3.3W LED Filament Satin Candle Non Dim - ES	2700K		35x92
60710	3.3W LED Filament Satin Candle Non Dim - SES	2700K		35x96
60711	3.3W LED Filament Clear Candle Non Dim - BC	4000K		35x92
60712	3.3W LED Filament Clear Candle Non Dim - SBC	4000K		35x96
60713	3.3W LED Filament Clear Candle Non Dim - ES	4000K		35x92
60714	3.3W LED Filament Clear Candle Non Dim - SES	4000K		35x96
60715	3.3W LED Filament Bent Tip Clear Candle Non Dim - SES	2700K	470	35x115
60716	3.3W LED Filament Bent Tip Satin Candle Non Dim - SES			
05028	1W LED Filament Chandelier - Clear Non Dim SES	2700K	100	22x86
05029	1W LED Filament Chandelier - Clear Non Dim MES			

Index

1W  $\equiv$  15W Energy Saving 93%    3.3W  $\equiv$  40W Energy Saving 92%

Quality Assured  
Product Warranty<sup>1</sup>  
**3 Year**

Colour Rendering  
Index<sup>2</sup>  
**85**

Lumens  
Maintenance Ratio<sup>2</sup>  
**80**

Operating  
Hours  
**15,000**





Index

### 3 Year Silver Warranty

Code	Lamp Type	Temp	Lm	ØxH (mm)		
Dimmable						
60717	3.3W LED Filament Clear Candle Dimmable - BC	2700K	470	35x92		
60718	3.3W LED Filament Clear Candle Dimmable - SBC			35x96		
60719	3.3W LED Filament Clear Candle Dimmable - ES			35x92		
60720	3.3W LED Filament Clear Candle Dimmable - SES			35x96		
60721	3.3W LED Filament Satin Candle Dimmable - BC			35x92		
60722	3.3W LED Filament Satin Candle Dimmable - SBC			35x96		
60723	3.3W LED Filament Satin Candle Dimmable - ES			35x92		
60724	3.3W LED Filament Satin Candle Dimmable - SES	35x96				
60725	3.3W LED Filament Clear Candle Dimmable - BC	4000K	470	35x92		
60726	3.3W LED Filament Clear Candle Dimmable - SBC			35x96		
60727	3.3W LED Filament Clear Candle Dimmable - ES			35x92		
60728	3.3W LED Filament Clear Candle Dimmable - SES			35x96		
60729	3.3W LED Filament Bent Tip Clear Candle Dimmable - SES			2700K	470	35x115
60730	3.3W LED Filament Bent Tip Satin Candle Dimmable - SES			2700K	470	35x115





Index

### Talbot Hotel Malton: BELL 3.3W Filament Candles

Over the life of the lamps, Talbot Hotel could save: £39,204 in energy costs, Energy Saving 90%

- Annual Energy Saving 47,500kWh
- Annual CO2 Saving 26,700kg
- Annual Maintenance Saving £1000

## LED Filament Round

- The Filament Round is ideal for all bedside decorative lighting along with all other similar applications
- LED Filament Range offers smooth dimming on rotary and digital dimming systems
- LED Technology with the elegance of Incandescent Lamps
- Ideal Replacement for Incandescent Lamps
- Creates a welcoming atmosphere with retro feel
- 92% Energy Saving
- Argon gas filled to improve life
- High temperature capping cement
- Full glass envelope



### 3 Year Silver Warranty

Code	Lamp Type	Temp	Lm	ØxH (mm)
Non Dimmable				
60731	3.3W LED Filament Clear Round Non Dim - BC	2700K		
60732	3.3W LED Filament Clear Round Non Dim - ES	2700K		
60733	3.3W LED Filament Clear Round Non Dim - SES	2700K		
60734	3.3W LED Filament Satin Round Non Dim - BC	2700K		
60735	3.3W LED Filament Satin Round Non Dim - ES	2700K	470	45x75
60736	3.3W LED Filament Satin Round Non Dim - SES	2700K		
60737	3.3W LED Filament Clear Round Non Dim - BC	4000K		
60738	3.3W LED Filament Clear Round Non Dim - ES	4000K		
60739	3.3W LED Filament Clear Round Non Dim - SES	4000K		

Index

3.3W  Energy Saving 92%

Quality Assured  
Product Warranty<sup>1</sup>  
**3 Year**

Colour Rendering  
Index<sup>2</sup>  
**85**

Lumens  
Maintenance Ratio<sup>2</sup>  
**80**

Operating  
Hours  
**15,000**

**D**





Index

### 3 Year Silver Warranty

Code	Lamp Type	Temp	Lm	ØxH (mm)
Dimmable				
60740	3.3W LED Filament Clear Round Dimmable - BC	2700K		
60741	3.3W LED Filament Clear Round Dimmable - ES	2700K		
60742	3.3W LED Filament Clear Round Dimmable - SES	2700K		
60743	3.3W LED Filament Satin Round Dimmable - BC	2700K		
60744	3.3W LED Filament Satin Round Dimmable - ES	2700K	470	45x75
60745	3.3W LED Filament Satin Round Dimmable - SES	2700K		
60746	3.3W LED Filament Clear Round Dimmable - BC	4000K		
60747	3.3W LED Filament Clear Round Dimmable - ES	4000K		
60748	3.3W LED Filament Clear Round Dimmable - SES	4000K		

## LED Filament GLS

- The Filament GLS is an all-rounder for decorative applications due to the wide range of wattages we offer
- LED Filament Range offers smooth dimming on rotary and digital dimming systems
- LED Technology with the elegance of Incandescent Lamps
- Ideal Replacement for Incandescent Lamps
- Creates a welcoming atmosphere with retro feel
- Up to 92% Energy Saving
- Argon gas filled to improve life
- High temperature capping cement
- Smooth dimming on rotary and digital dimming systems
- Full glass envelope



### 3 Year Silver Warranty

Code	Lamp Type	Temp	Lm	ØxH (mm)
Non Dimmable				
60749	3.3W LED Filament Clear GLS Non Dim - BC		470	
60750	3.3W LED Filament Clear GLS Non Dim - ES			
60751	5.7W LED Filament Clear GLS Non Dim - BC		810	
60752	5.7W LED Filament Clear GLS Non Dim - ES	2700K		60x108
60753	3.3W LED Filament Satin GLS Non Dim - BC		470	
60754	3.3W LED Filament Satin GLS Non Dim - ES			
60755	5.7W LED Filament Satin GLS Non Dim - BC		810	
60756	5.7W LED Filament Satin GLS Non Dim - ES			
60757	3.3W LED Filament Clear GLS Non Dim - BC		470	
60758	3.3W LED Filament Clear GLS Non Dim - ES	4000K		60x108
60759	5.7W LED Filament Clear GLS Non Dim - BC		810	
60760	5.7W LED Filament Clear GLS Non Dim - ES			
60823	11W LED Filament Clear GLS Non Dim - BC	2700K	1550	70x128
60761	11W LED Filament Clear GLS Non Dim - ES			

Index

3.3W  Energy Saving 92%    5.7W  Energy Saving 91%    11W  Energy Saving 89%

Quality Assured  
Product Warranty<sup>1</sup>  
**3 Year**

Colour Rendering  
Index<sup>2</sup>  
**85**

Lumens  
Maintenance Ratio<sup>2</sup>  
**80**

Operating  
Hours  
**15,000**

D



### 3 Year Silver Warranty

Code	Lamp Type	Temp	Lm	ØxH (mm)
Dimmable				
60762	3.3W LED Filament Clear GLS Dimmable - BC	2700K	470	60x108
60763	3.3W LED Filament Clear GLS Dimmable - ES		470	
60764	5.7W LED Filament Clear GLS Dimmable - BC		810	
60765	5.7W LED Filament Clear GLS Dimmable - ES		810	
60766	3.3W LED Filament Satin GLS Dimmable - BC		470	
60767	3.3W LED Filament Satin GLS Dimmable - ES		470	
60768	5.7W LED Filament Satin GLS Dimmable - BC	4000K	810	60x108
60769	5.7W LED Filament Satin GLS Dimmable - ES		810	
60770	3.3W LED Filament Clear GLS Dimmable - BC		470	
60771	3.3W LED Filament Clear GLS Dimmable - ES	4000K	470	60x108
60772	5.7W LED Filament Clear GLS Dimmable - BC		810	
60773	5.7W LED Filament Clear GLS Dimmable - ES		810	
60824	11W LED Filament Clear GLS Dimmable - BC	2700K	1550	70x128
60774	11W LED Filament Clear GLS Dimmable - ES			

## LED Filament Tubular

- The Tubular Filaments provide a distinctive look when illuminated in any bar or restaurant
- LED Filament Range offers smooth dimming on rotary and digital dimming systems
- LED Technology with the elegance of Incandescent Lamps
- Creates a welcoming atmosphere with retro feel
- Argon gas filled to improve life



### 3 Year Silver Warranty

Code	Lamp Type	Temp	Lm	ØxH (mm)
<b>Non Dimmable</b>				
60779	3.3W LED Filament Tubular Short Non Dim - BC	2700K	470	45x110
60780	3.3W LED Filament Tubular Short Non Dim - ES		470	45x110
60781	3.3W LED Filament Tubular Med Non Dim - ES		470	30x130
60782	5.7W LED Filament Tubular Long Non Dim - ES		810	30x280
<b>Dimmable</b>				
60783	3.3W LED Filament Tubular Short Dimmable - BC	2700K	470	45x110
60784	3.3W LED Filament Tubular Short Dimmable - ES		470	45x110
60785	3.3W LED Filament Tubular Med Dimmable - ES		470	30x130
60786	5.7W LED Filament Tubular Long Dimmable - ES		810	30x280

Index

3.3W  $\Rightarrow$   $\frac{40}{W}$  Energy Saving 92%    5.7W  $\Rightarrow$   $\frac{60}{W}$  Energy Saving 91%

Quality Assured  
Product Warranty<sup>1</sup>  
**3 Year**

Colour Rendering  
Index<sup>2</sup>  
**85**

Lumens  
Maintenance Ratio<sup>2</sup>  
**80**

Operating  
Hours  
**15,000**

**D**

# LED Filament Clear Globe

- The Filament Globes are available in two sizes and are an ideal lamp to illuminate any home, hotel, bar or restaurant
- LED Filament Range offers smooth dimming on rotary and digital dimming systems
- LED Technology with the elegance of Incandescent Lamps
- Creates a welcoming atmosphere with retro feel
- Argon gas filled to improve life



3 Year Silver Warranty				
Code	Lamp Type	Temp	Lm	ØxH (mm)
Non Dimmable				
60787	3.3W LED Filament Globe Non Dim - BC	2700K	470	80x115
60788	3.3W LED Filament Globe Non Dim - ES			80x115
60791	3.3W LED Filament Large Globe Non Dim - BC			125x178
60792	3.3W LED Filament Large Globe Non Dim - ES			125x178
Dimmable				
60789	3.3W LED Filament Globe Dimmable - BC	2700K	470	80x115
60790	3.3W LED Filament Globe Dimmable - ES			80x115
60793	3.3W LED Filament Large Globe Dimmable - BC			125x178
60794	3.3W LED Filament Large Globe Dimmable - ES			125x178

Index

3.3W 40W 92%

Quality Assured Product Warranty<sup>1</sup>  
**3 Year**

Colour Rendering Index<sup>2</sup>  
**85**

Lumens Maintenance Ratio<sup>3</sup>  
**80**

Operating Hours  
**15,000**



## LED Filament Squirrel Cage

- The Filament Squirrel Cage has a contemporary timeless design ideal for bars & restaurants
- LED Filament Range offers smooth dimming on rotary and digital dimming systems
- LED Technology with the elegance of Incandescent Lamps
- Ideal Replacement for Incandescent Lamps
- Creates a welcoming atmosphere with retro feel
- 92% Energy Saving
- Argon gas filled to improve life
- High temperature capping cement
- Smooth dimming on rotary and digital dimming systems
- Full glass envelope



### 3 Year Silver Warranty

Code	Lamp Type	Temp	Lm	ØxH (mm)
Non Dimmable				
60775	3.3W LED Filament Squirrel Cage Non Dim - BC	2700K	470	58x126
60776	3.3W LED Filament Squirrel Cage Non Dim - ES			
Dimmable				
60777	3.3W LED Filament Squirrel Cage Dimmable - BC	2700K	470	58x126
60778	3.3W LED Filament Squirrel Cage Dimmable - ES			

Index

3.3W  40W  92%

Quality Assured  
Product Warranty<sup>1</sup>  
**3 Year**

Colour Rendering  
Index<sup>2</sup>  
**85**

Lumens  
Maintenance Ratio<sup>3</sup>  
**80**

Operating  
Hours  
**15,000**

**D**

# Platinum LED Filament Class A GLS/Squirrel Cage

- Our Class A Filament Lamps are our most energy efficient lamps to date
- Ultra energy saving lighting technology reduces carbon emissions and ensures low energy usage
- Available in the ever-popular GLS or as a decorative Squirrel Cage,
- 50,000-hour lamps last over 3 times longer than standard LED lamps.
- LED Technology with the elegance of Incandescent Lamps
- Ideal Replacement for Incandescent Lamps, creates a welcoming atmosphere with retro feel
- Argon gas filled to improve life / High temperature capping cement
- Smooth dimming on rotary and digital dimming systems



5 Year Silver Warranty				
Code	Lamp Type	Temp	Lm	ØxH (mm)
Dimmable Class A				
60870	3.8W Platinum LED Filament Class A GLS - BC	2700K	806	64x104
60871	3.8W Platinum LED Filament Class A GLS - ES			
60872	3.8W Platinum LED Filament Class A Squirrel Cage - ES	2700K	806	64x140



**Class A**



3.8W 60W 94%

Quality Assured Product Warranty<sup>1</sup>  
**5 Year**

Colour Rendering Index<sup>2</sup>  
**85**


Lumens Maintenance Ratio<sup>3</sup>  
**80**

Operating Hours  
**50,000**



## LED Fairy Lamps

- Ideal for accent lighting
- Warm White / Cool White / RGB
- Clear finish
- Decorative Sparkle
- Creates welcoming ambience
- Ideal for events & celebrations
- Add interest to any room
- Perfect for outdoor use (with suitable weatherproof fitting)
- 10000 Hours
- 2.2W / 1.5W
- H 164mm Ø125mm



### 3 Year Silver Warranty

Code	Lamp Type	Temp	Lm	ØxH (mm)
Non Dimmable				
60160	2.2W LED Fairy Lamp - ES	2700K	75	
60161	2.2W LED Fairy Lamp - ES	4000K	75	125x164
60162	1.5W LED Fairy Lamp - ES	RGB	20	

Index

Quality Assured  
Product Warranty<sup>1</sup>  
**3 Year**

Colour Rendering  
Index<sup>2</sup>  
**85**

Lumens  
Maintenance Ratio<sup>2</sup>  
**80**

Operating  
Hours  
**10,000**





# LED Soft Coil Gunmetal Squirrel Cage & Large Globe

- Modern twist on a classic lamp
- Ideal replacement for Incandescent Lamps
- Creates a welcoming atmosphere with retro feel
- Smooth dimming on rotary and digital dimming systems
- 1800K & 4000K colour temperatures available
- Gunmetal Glass Coating for decorative modern look
- 90% Energy Saving compared to Incandescent Vintage Lamps
- Super low energy consumption



3 Year Silver Warranty				
Code	Lamp Type	Temp	Lm	ØxH (mm)
Dimmable				
60028	4W LED Vintage Soft Coil Squirrel Cage Dimmable - ES, Gunmetal	1800K	150	64x140
60030	4W LED Vintage Soft Coil Squirrel Cage Dimmable - ES, Gunmetal	4000K		
60029	4W LED Vintage Soft Coil 125mm Globe Dimmable - ES, Gunmetal	1800K	125x175	125x175
60031	4W LED Vintage Soft Coil 125mm Globe Dimmable - ES, Gunmetal	4000K		

Index

Quality Assured  
Product Warranty<sup>1</sup>  
**3 Year**

Colour Rendering  
Index<sup>2</sup>  
**85**

Lumens  
Maintenance Ratio<sup>3</sup>  
**80**

Operating  
Hours  
**15,000**



## LED Vintage Squirrel Cage

- Dimmable and Non-Dimmable available
- Special extended filament to replicate traditional vintage amber glow
- Amber Glass Coating For Decorative Vintage Look
- Ideal for creating mood lighting
- Over 92% energy saving compared to incandescent vintage lamps
- Super low energy consumption
- Widely used in the hospitality sector and domestically alike



### 3 Year Silver Warranty

Code	Lamp Type	Temp	Lm	ØxH (mm)
Non Dimmable				
60795	3.3W LED Vintage Squirrel Cage Non Dim - BC	2200K	365	58x126
60796	3.3W LED Vintage Squirrel Cage Non Dim - ES			
Dimmable				
60797	3.3W LED Vintage Squirrel Cage Dimmable - BC	2200K	365	58x126
60798	3.3W LED Vintage Squirrel Cage Dimmable - ES			

Index

Quality Assured  
Product Warranty<sup>1</sup>  
**3 Year**

Colour Rendering  
Index<sup>2</sup>  
**85**

Lumens  
Maintenance Ratio<sup>3</sup>  
**80**

Operating  
Hours  
**15,000**



# LED Vintage Globe

- Dimmable and Non-Dimmable available
- Available in 2 sizes
- Widely used in the hospitality sector and domestically alike
- Can be used in a variety of applications
- Special extended filament to replicate traditional vintage amber glow
- Amber Glass Coating For Decorative Vintage Look
- Over 92% energy saving compared to Incandescent Vintage Lamps
- Super low energy consumption



## 3 Year Silver Warranty

Code	Lamp Type	Temp	Lm	ØxH (mm)
<b>Non Dimmable</b>				
60799	3.3W LED Vintage Globe Non Dim - BC			80x115
60800	3.3W LED Vintage Globe Non Dim - ES			80x115
60801	3.3W LED Vintage Large Globe Non Dim - BC	2200K	365	125x178
60802	3.3W LED Vintage Large Globe Non Dim - ES			125x178
<b>Dimmable</b>				
60803	3.3W LED Vintage Globe Dimmable - BC			80x115
60804	3.3W LED Vintage Globe Dimmable - ES			80x115
60805	3.3W LED Vintage Large Globe Dimmable - BC	2200K	365	125x178
60806	3.3W LED Vintage Large Globe Dimmable - ES			125x178

Index

Quality Assured  
Product Warranty<sup>1</sup>  
**3 Year**

Colour Rendering  
Index<sup>2</sup>  
**85**

Lumens  
Maintenance Ratio<sup>2</sup>  
**80**

Operating  
Hours  
**15,000**

**E**

## LED Vintage Candle

- Dimmable and Non-Dimmable available
- Widely used in the hospitality sector and domestically alike
- Ideal for wall lights and chandeliers
- Special extended filament to replicate traditional vintage amber glow
- Amber Glass Coating For Decorative Vintage Look
- Over 90% energy saving compared to incandescent vintage lamps
- Super low energy consumption



### 3 Year Silver Warranty

Code	Lamp Type	Temp	Lm	ØxH (mm)
Non Dimmable				
60807	3.3W LED Vintage Candle Non Dim - BC			35x92
60808	3.3W LED Vintage Candle Non Dim - SBC	2200K	365	35x96
60809	3.3W LED Vintage Candle Non Dim - SES			35x92
60810	3.3W LED Vintage Candle Non Dim - ES			35x96
Dimmable				
60811	3.3W LED Vintage Candle Dimmable - BC			35x92
60812	3.3W LED Vintage Candle Dimmable - SBC	2200K	365	35x96
60813	3.3W LED Vintage Candle Dimmable - SES			35x92
60814	3.3W LED Vintage Candle Dimmable - ES			35x96

Index

Quality Assured Product Warranty <sup>1</sup> <b>3 Year</b>	Colour Rendering Index <sup>2</sup> <b>85</b>	Lumens Maintenance Ratio <sup>3</sup> <b>80</b>	Operating Hours <b>15,000</b>
--	--	--	----------------------------------



# LED Vintage Tubular

- Dimmable and Non-Dimmable available
- Special extended filament to replicate traditional vintage amber glow
- Amber Glass Coating For Decorative Vintage Look
- Widely used in the hospitality sector and domestically alike
- Over 92% energy saving compared to Incandescent Vintage Lamps
- Super low energy consumption



3 Year Silver Warranty				
Code	Lamp Type	Temp	Lm	ØxH (mm)
<b>Non Dimmable</b>				
60815	3.3W LED Vintage Tubular Short Non Dim - BC	2200K	365	45x110
60816	3.3W LED Vintage Tubular Short Non Dim - ES		365	
60817	3.3W LED Vintage Tubular Med Non Dim - ES		365	30x130
60818	5.7W LED Vintage Tubular Long Non Dim - ES		640	30x280
<b>Dimmable</b>				
60819	3.3W LED Vintage Tubular Short Dimmable - BC	2200K	365	45x110
60820	3.3W LED Vintage Tubular Short Dimmable - ES		365	
60821	3.3W LED Vintage Tubular Med Dimmable - ES		365	30x130
60822	5.7W LED Vintage Tubular Long Dimmable - ES		640	30x280



Quality Assured Product Warranty <sup>1</sup> <b>3 Year</b>	Colour Rendering Index <sup>2</sup> <b>85</b>	Lumens Maintenance Ratio <sup>2</sup> <b>80</b>	Operating Hours <b>15,000</b>
--	--	--	----------------------------------



Index





### Country House Hotel: BELL 3.3W Vintage Lamps

Over the life of the lamps, the hotel could save: £1,944 in energy costs, Energy Saving 90%

- Annual Energy Saving 4,717kWh
- Annual CO2 Saving 2,642kg
- Annual Maintenance Saving £300

## Aztex High CRI LED Soft Coil Pear Drop/Large Globe


- Special extended filament to replicate traditional vintage amber glow
- High CRI to ensure brightly coloured products are displayed to their full potential
- Amber Glass Coating for decorative vintage look
- Ideal for creating mood lighting
- Over 90% energy saving compared to incandescent vintage lamps
- Super low energy consumption
- Widely used in the hospitality sector and domestically alike



### 3 Year Silver Warranty

Code	Lamp Type	Temp	Lm	ØxH (mm)
Dimmable				
60025	4W LED Vintage Soft Coil Vertical Filament Giant Pear Drop Dimmable - ES, Amber			165x295
60019	4W LED Vintage Soft Coil Vertical Filament Globe Dimmable - ES, Amber	1800K	150	95x135
60021	4W LED Vintage Soft Coil Vertical Filament Large Globe Dimmable - ES, Amber			125x175
60023	4W LED Vintage Soft Coil Vertical Filament Giant Globe Dimmable - ES, Amber			200x266

Index



Quality Assured  
Product Warranty<sup>1</sup>  
**3 Year**

Colour Rendering  
Index<sup>2</sup>  
**90**

Lumens  
Maintenance Ratio<sup>3</sup>  
**80**

Operating  
Hours  
**15,000**



# Aztex High CRI LED Soft Coil Candle/GLS/Squirrel Cage

- Special extended filament to replicate traditional vintage amber glow
- High CRI to ensure brightly coloured products are displayed to their full potential
- Amber Glass Coating for decorative vintage look
- Ideal for creating mood lighting
- Over 90% energy saving compared to incandescent vintage lamps
- Super low energy consumption
- Widely used in the hospitality sector and domestically alike



3 Year Silver Warranty				
Code	Lamp Type	Temp	Lm	ØxH (mm)
Dimmable				
60027	4W LED Vintage Soft Coil Vertical Filament Candle - SES, Dimmable, Amber			35x95
60015	4W LED Vintage Soft Coil Vertical Filament GLS - ES, Dimmable, Amber			60x115
60016	4W LED Vintage Soft Coil Vertical Filament GLS - BC, Dimmable, Amber	1800K	150	60x115
60017	4W LED Vintage Soft Coil Vertical Filament Squirrel Cage - ES, Dimmable, Amber			64x140
60018	4W LED Vintage Soft Coil Vertical Filament Squirrel Cage - BC, Dimmable, Amber			64x140



Quality Assured Product Warranty <sup>1</sup> <b>3 Year</b>	Colour Rendering Index <sup>2</sup> <b>90</b>	Lumens Maintenance Ratio <sup>3</sup> <b>80</b>	Operating Hours <b>15,000</b>
--	--	--	----------------------------------

## Aztex LED High CRI Vintage Candle, GLS & Squirrel Cage

- Special extended filament to replicate traditional vintage amber glow
- High CRI to ensure brightly coloured products are displayed to their full potential
- Widely used in the hospitality sector and domestically alike
- Amber Glass Coating for decorative vintage look
- Dimmable
- Ideal for creating mood lighting
- Over 90% energy saving compared to incandescent vintage lamps
- Super low energy consumption



### 3 Year Silver Warranty

Code	Lamp Type	Temp	Lm	ØxH (mm)
Dimmable				
60210	4W LED CRI90 Filament Candle - SES, Clear	2200K	320	35x96
60211	4W LED CRI90 Filament Candle - BC, Clear			
60212	6W LED CRI90 Filament GLS - ES, Clear	2200K	560	60x108
60213	6W LED CRI90 Filament GLS - BC, Clear			
60214	6W LED CRI90 Filament Squirrel Cage ES, Clear	2200K	560	58x126
60216	6W LED CRI90 Vintage Squirrel Cage ES, Amber			

Colour Rendering Index (CRI) measures the ability of a light source to accurately reproduce the colours of the object it illuminates. Colour Rendering Index is a score with a maximum of 100, CRI values that are 90 and above are considered excellent.



Quality Assured Product Warranty <sup>1</sup> <b>3 Year</b>	Colour Rendering Index <sup>2</sup> <b>90</b>	Lumens Maintenance Ratio <sup>3</sup> <b>80</b>	Operating Hours <b>15,000</b>
--	--	--	----------------------------------



# Aztex LED High CRI Vintage Globes

- High Colour Rendering Index (CRI) lamps provide clean, crisp lighting, ideal for the retail & hospitality environments
- Special extended filament to replicate traditional vintage amber glow
- High CRI to ensure brightly coloured products are displayed to their full potential
- Widely used in the hospitality sector and domestically alike
- Dimmable
- Ideal for creating mood lighting
- Amber Glass Coating for decorative vintage look
- Over 90% energy saving compared to incandescent vintage lamps
- Super low energy consumption



3 Year Silver Warranty				
Code	Lamp Type	Temp	Lm	ØxH (mm)
Dimmable				
60215	6W LED CRI90 Filament 80mm Globe ES, Clear	2200K	560	80x118
60217	6W LED CRI90 Vintage 80mm Globe ES, Amber			

Colour Rendering Index (CRI) measures the ability of a light source to accurately reproduce the colours of the object it illuminates. Colour Rendering Index is a score with a maximum of 100, CRI values that are 90 and above are considered excellent.



Quality Assured Product Warranty <sup>1</sup> <b>3 Year</b>	Colour Rendering Index <sup>2</sup> <b>90</b>	Lumens Maintenance Ratio <sup>3</sup> <b>80</b>	Operating Hours <b>15,000</b>
--	--	--	----------------------------------



## Aztex LED High CRI G9 & Pygmy

- Special extended filament to replicate traditional vintage amber glow
- High CRI to ensure brightly coloured products are displayed to their full potential
- Dimmable
- Ideal for retail and hospitality environments
- Up to 92% energy saving compared to incandescent vintage lamps
- Super low energy consumption



### 3 Year Silver Warranty

Code	Lamp Type	Temp	Lm	ØxH (mm)
Dimmable				
60219	2W LED CRI90 Flat G9 Capsule		210	10x15
60221	2W LED CRI90 Filament Pygmy - BC, Clear	2200K	130	28x60
60222	2W LED CRI90 Filament Pygmy - SBC, Clear		130	28x60
60223	2W LED CRI90 Filament Pygmy - SES, Clear		130	28x60

Colour Rendering Index (CRI) measures the ability of a light source to accurately reproduce the colours of the object it illuminates. Colour Rendering Index is a score with a maximum of 100, CRI values that are 90 and above are considered excellent.

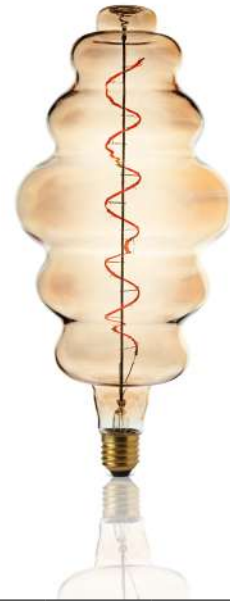


Quality Assured Product Warranty <sup>1</sup> <b>3 Year</b>	Colour Rendering Index <sup>2</sup> <b>90</b>	Lumens Maintenance Ratio <sup>3</sup> <b>80</b>	Operating Hours <b>15,000</b>
--	--	--	----------------------------------



# Aztex LED High CRI Vintage Tower Bubble

- Special extended filament to replicate traditional vintage amber glow
- High CRI to ensure brightly coloured products are displayed to their full potential
- Perfect for hotels and hospitality environments
- Dimmable
- Amber Glass Coating for decorative vintage look
- Over 90% energy saving compared to incandescent vintage lamps
- Super low energy consumption



3 Year Silver Warranty				
Code	Lamp Type	Temp	Lm	ØxH (mm)
Dimmable				
60218	4W LED CRI90 Vintage Soft Coil Tower Bubble - ES, Amber	1800K	100	180x380

Colour Rendering Index (CRI) measures the ability of a light source to accurately reproduce the colours of the object it illuminates. Colour Rendering Index is a score with a maximum of 100, CRI values that are 90 and above are considered excellent.



Quality Assured Product Warranty <sup>1</sup> <b>3 Year</b>	Colour Rendering Index <sup>2</sup> <b>90</b>	Lumens Maintenance Ratio <sup>3</sup> <b>80</b>	Operating Hours <b>15,000</b>
--	--	--	----------------------------------

## Aztex LED High CRI Vintage Bubble

- Special extended filament to replicate traditional vintage amber glow
- High CRI to ensure brightly coloured products are displayed to their full potential
- Perfect for hotels and hospitality environments
- Dimmable
- Amber Glass Coating for decorative vintage look
- Over 90% energy saving compared to incandescent vintage lamps
- Super low energy consumption



### 3 Year Silver Warranty

Code	Lamp Type	Temp	Lm	ØxH (mm)
Dimmable				
60220	4W LED CRI90 Vintage Soft Coil Bubble ES, Amber	1800K	100	168x280

Colour Rendering Index (CRI) measures the ability of a light source to accurately reproduce the colours of the object it illuminates. Colour Rendering Index is a score with a maximum of 100, CRI values that are 90 and above are considered excellent.

Index



Quality Assured Product Warranty <sup>1</sup> <b>3 Year</b>	Colour Rendering Index <sup>2</sup> <b>90</b>	Lumens Maintenance Ratio <sup>3</sup> <b>80</b>	Operating Hours <b>15,000</b>
--	--	--	----------------------------------

# Aztex LED High CRI Double Ended Strip

- Special extended filament to replicate traditional vintage amber glow
- High CRI to ensure brightly coloured products are displayed to their full potential
- Perfect for hotels and hospitality environments
- Available in dimmable and non-dimmable
- Over 90% energy saving compared to incandescent vintage lamps
- Super low energy consumption



3 Year Silver Warranty				
Code	Lamp Type	Temp	Lm	ØxH (mm)
Non Dimmable				
60224	5W LED CRI90 Double Ended Strip Lamp S15, Clear	2200K	340	25x284
Dimmable				
60225	5W LED CRI90 Double Ended Strip Lamp S15, Clear	2200K	340	25x284



Colour Rendering Index (CRI) measures the ability of a light source to accurately reproduce the colours of the object it illuminates. Colour Rendering Index is a score with a maximum of 100, CRI values that are 90 and above are considered excellent.



Quality Assured Product Warranty <sup>1</sup> <b>3 Year</b>	Colour Rendering Index <sup>2</sup> <b>90</b>	Lumens Maintenance Ratio <sup>3</sup> <b>80</b>	Operating Hours <b>15,000</b>
--	--	--	----------------------------------



# LED Candle

- Direct replacement for Standard Candle
- Retrofit size
- Opal / Clear with crystal lens for multi-directional light and sparkle
- Available in warm white 2700K and cool white 4000K
- Non Dim / Dimmable



## 3 Year Silver Warranty

Code	Lamp Type	Temp	Lm	ØxH (mm)
<b>Non Dimmable</b>				
60500	2.1W LED Candle Opal Non Dim - BC			
60501	2.1W LED Candle Opal Non Dim - SBC			
60502	2.1W LED Candle Opal Non Dim - SES			
60503	2.1W LED Candle Opal Non Dim - ES			
60504	2.1W LED Candle Clear Non Dim - BC	2700K	250	35x100
60505	2.1W LED Candle Clear Non Dim - SBC			
60506	2.1W LED Candle Clear Non Dim - SES			
60507	2.1W LED Candle Clear Non Dim - ES			
60508	3.9W LED Candle Opal Non Dim - BC			
60509	3.9W LED Candle Opal Non Dim - SBC			
60511	3.9W LED Candle Opal Non Dim - ES			
60510	3.9W LED Candle Opal Non Dim - SES	2700K	470	35x100
60562	3.9W LED Candle Clear Non Dim - BC			
60563	3.9W LED Candle Clear Non Dim - SBC			
60565	3.9W LED Candle Clear Non Dim - ES			
60564	3.9W LED Candle Clear Non Dim - SES			
<b>Dimmable</b>				
60512	2.1W LED Dimmable Candle Opal - BC			
60513	2.1W LED Dimmable Candle Opal - SBC			
60514	2.1W LED Dimmable Candle Opal - SES			
60515	2.1W LED Dimmable Candle Opal - ES			
60566	2.1W LED Dimmable Candle Clear - BC	2700K	250	35x100
60567	2.1W LED Dimmable Candle Clear - SBC			
60568	2.1W LED Dimmable Candle Clear - SES			
60569	2.1W LED Dimmable Candle Clear - ES			

2.1W  Energy Saving 92%

3.9W  Energy Saving 90%

Quality Assured  
Product Warranty<sup>3</sup>  
**3 Year**

Colour Rendering  
Index<sup>3</sup>  
**85**

Lumens  
Maintenance Ratio<sup>3</sup>  
**80**

Operating  
Hours  
**25,000**







Index

### 3 Year Silver Warranty

Code	Lamp Type	Temp	Lm	ØxH (mm)
Dimmable				
60570	2.1W LED Dimmable Candle Clear - BC	4000K	250	35x100
60571	2.1W LED Dimmable Candle Clear - SBC			
60572	2.1W LED Dimmable Candle Clear - SES			
60573	2.1W LED Dimmable Candle Clear - ES			
60516	3.9W LED Dimmable Candle Opal - BC	2700K	470	35x100
60517	3.9W LED Dimmable Candle Opal - SBC			
60519	3.9W LED Dimmable Candle Opal - ES			
60518	3.9W LED Dimmable Candle Opal - SES			
60574	3.9W LED Dimmable Candle Clear - BC			
60575	3.9W LED Dimmable Candle Clear - SBC			
60577	3.9W LED Dimmable Candle Clear - ES			
60576	3.9W LED Dimmable Candle Clear - SES			





### Moor Park Golf Club: BELL 2.1W Dimmable Candles

Over the life of the lamps, Moor Park Golf Club could save: £30,462 in energy costs, Energy Saving 93%

- Annual Energy Saving 16,307kWh
- Annual CO2 Saving 9,132kg
- Annual Maintenance Saving £1000

## LED Round

- Direct replacement for Standard Round
- Retrofit size
- Opal / Clear
- Non Dimmable & Dimmable
- Available in warm white 2700K and cool white 4000K



### 3 Year Silver Warranty

Code	Lamp Type	Temp	Lm	ØxH (mm)
Non Dimmable				
60520	2.1W LED Round Ball Opal Non Dim - BC	2700K	250	45x71
60521	2.1W LED Round Ball Opal Non Dim - SES			45x78
60522	2.1W LED Round Ball Opal Non Dim - ES			45x78
60523	2.1W LED Round Ball Clear Non Dim - BC			45x71
60524	2.1W LED Round Ball Clear Non Dim- SES			45x78
60525	2.1W LED Round Ball Clear Non Dim - ES			45x78

Index

2.1W  25W Energy Saving 92%

Quality Assured  
Product Warranty<sup>1</sup>  
**3 Year**

Colour Rendering  
Index<sup>2</sup>  
**85**

Lumens  
Maintenance Ratio<sup>2</sup>  
**80**

Operating  
Hours  
**25,000**

**E**



Index

### 3 Year Silver Warranty

Code	Lamp Type	Temp	Lm	ØxH (mm)
Dimmable				
60578	2.1W LED Dimmable Round Ball Clear - BC	2700K	250	45x71
60579	2.1W LED Dimmable Round Ball Clear - SBC			45x71
60580	2.1W LED Dimmable Round Ball Clear - SES			45x78
60581	2.1W LED Dimmable Round Ball Clear - ES			45x78
60582	2.1W LED Dimmable Round Ball Clear - BC	4000K	250	45x71
60583	2.1W LED Dimmable Round Ball Clear - SBC			45x71
60584	2.1W LED Dimmable Round Ball Clear - SES			45x78
60585	2.1W LED Dimmable Round Ball Clear - ES			45x78

## LED GLS

- Direct size replacement for Standard GLS
- Suitable for fire-rated fixtures
- 30000 hours
- Available in dimmable and non-dimmable
- Opal finish
- 4 wattage options
- Available in warm white 2700K and cool white 4000K



### 5 Year Silver Warranty

Code	Lamp Type	Temp	Lm	ØxH (mm)
Non Dimmable				
60526	3.9W LED GLS Opal Non Dim - BC	2700K	470	55x95
60527	3.9W LED GLS Opal Non Dim - ES			
60528	3.9W LED GLS Opal Non Dim - BC	4000K	470	
60529	3.9W LED GLS Opal Non Dim - ES			
60534	6.6W LED GLS Opal Non Dim - BC	2700K	810	58x110
60535	6.6W LED GLS Opal Non Dim - ES			
60536	6.6W LED GLS Opal Non Dim - BC	4000K	810	
60537	6.6W LED GLS Opal Non Dim - ES			
60546	9.3W LED GLS Opal Non Dim - BC	2700K	1100	60x115
60547	9.3W LED GLS Opal Non Dim - ES			
60548	9.3W LED GLS Opal Non Dim - BC	4000K	1100	
60549	9.3W LED GLS Opal Non Dim - ES			
60554	13.4W LED GLS Opal Non Dim - BC	2700K	1600	60x115
60555	13.4W LED GLS Opal Non Dim - ES			
60556	13.4W LED GLS Opal Non Dim - BC	4000K	1600	
60557	13.4W LED GLS Opal Non Dim - ES			

Index



Quality Assured Product Warranty <sup>1</sup> <b>5 Year</b>	Colour Rendering Index <sup>2</sup> <b>85</b>	Lumens Maintenance Ratio <sup>3</sup> <b>80</b>	Operating Hours <b>30,000</b>
--	--	--	----------------------------------

E

**5 Year Silver Warranty**

Code	Lamp Type	Temp	Lm	ØxH (mm)
Dimmable				
60530	3.9W LED Dimmable GLS Opal - BC	2700K	470	55x95
60532	3.9W LED Dimmable GLS Opal - ES			
60533	3.9W LED Dimmable GLS Opal - BC	4000K	470	
60531	3.9W LED Dimmable GLS Opal - ES			
60542	6.6W LED Dimmable GLS Opal - BC	2700K	810	58x110
60543	6.6W LED Dimmable GLS Opal - ES			
60544	6.6W LED Dimmable GLS Opal - BC	4000K	810	
60545	6.6W LED Dimmable GLS Opal - ES			
60550	9.3W LED Dimmable GLS Opal - BC	2700K	1100	60x115
60551	9.3W LED Dimmable GLS Opal - ES			
60552	9.3W LED Dimmable GLS Opal - BC	4000K	1100	
60553	9.3W LED Dimmable GLS Opal - ES			
60558	13.4W LED Dimmable GLS Opal - BC	2700K	1600	60x115
60559	13.4W LED Dimmable GLS Opal - ES			
60560	13.4W LED Dimmable GLS Opal - BC	4000K	1600	
60561	13.4W LED Dimmable GLS Opal - ES			

## Genesis GLS

- The Genesis GLS is our newest edition to the GLS range. This 8.1W GLS is available as Non-Dimmable and Dimmable in 2 colour temperatures. The Genesis GLS offers sleek aesthetics and is destined to be one of our best all-purpose GLS, suitable for multiple applications
- LED Technology with the elegance of Incandescent Lamps
- Direct size replacement for Standard GLS
- Suitable for multiple applications
- 86% Energy Saving
- Smooth dimming on rotary and digital dimming systems
- Suitable for fire rated fixtures
- 15000 Hours



### 2 Year Silver Warranty

Code	Lamp Type	Temp	Lm	ØxH (mm)
Dimmable				
60676	8.1W Genesis GLS Non-Dim - ES	2700K		
60677	8.1W Genesis GLS Non-Dim - ES	4000K	810	58x110
60678	8.1W Genesis GLS Non-Dim - BC	2700K		
60679	8.1W Genesis GLS Non-Dim - BC	4000K		
Dimmable				
60680	8.1W Genesis GLS Dim - ES	2700K		
60681	8.1W Genesis GLS Dim - ES	4000K	810	58x110
60682	8.1W Genesis GLS Dim - BC	2700K		
60683	8.1W Genesis GLS Dim - BC	4000K		

Index

8.1W  Energy Saving 86%

Quality Assured  
Product Warranty<sup>1</sup>  
**2 Year**

Colour Rendering  
Index<sup>2</sup>  
**85**

Lumens  
Maintenance Ratio<sup>3</sup>  
**80**

Operating  
Hours  
**15,000**

**E**



# LED Photocell GLS

- Reduce your amount of wasted energy
- Increase security
- Automatic Dusk Till Dawn Switching
- Ideal for porches, hallways and suitable outdoor fittings
- Dual 360 degree sensors to detect light from all angles
- 806 lumens
- Warm White



3 Year Silver Warranty				
Code	Lamp Type	Temp	Lm	ØxH (mm)
Non Dimmable				
60660	7W LED GLS - BC, Photocell	2700K	806	60x115
60661	7W LED GLS - ES, Photocell			
Automatic dusk till dawn switching				



7W Energy Saving 88%

Quality Assured Product Warranty<sup>1</sup>  
**3 Year**

Colour Rendering Index<sup>2</sup>  
**85**

Lumens Maintenance Ratio<sup>3</sup>  
**80**

Operating Hours  
**15,000**



## LED Reflector




- Direct replacement for incandescent reflector spots
- Available in 5 different sizes
- Low maintenance costs
- Sustainable lighting technology



### 3 Year Silver Warranty

Code	Lamp Type	Temp	Lm	ØxH (mm)
Non Dimmable				
05680	4W LED R39 Non Dim - SES	3000K	300	39x70
05683	6W LED R50 Non Dim - SES	3000K	450	50x87
05681	6W LED R63 Non Dim - ES	3000K	450	63x100
05684	6W LED R80 Non Dim - ES	3000K	500	80x110
05682	9W LED R80 Non Dim - ES	3000K	800	80x110

Index

4W  86%	6W  90%	9W  91%	
Quality Assured Product Warranty <sup>1</sup> <b>3 Year</b>	Colour Rendering Index <sup>2</sup> <b>85</b>	Lumens Maintenance Ratio <sup>3</sup> <b>80</b>	Operating Hours <b>25,000</b>

G

# LED Appliance Lamp

- Direct replacement for standard Cooker Hood, Pygmy & Appliance lamps
- Shatterproof, suitable for signage and domestic applications



3 Year Silver Warranty				
Code	Lamp Type	Temp	Lm	ØxH (mm)
Non Dimmable				
05655	3W LED Cooker Hood Non Dim - SES Clear	3000K	350	23x85
60044	3W LED Cooker Hood Non Dim - SES Clear	4000K	350	23x85
05663	2W Pygmy Lamp Non Dim - SES Clear	2700K	100	27x57
05664	2W Pygmy Lamp Non Dim - SES Opal	2700K	90	27x57



2W  Energy Saving 86%	3W  Energy Saving 92%			
Quality Assured Product Warranty <sup>1</sup> <b>3 Year</b>	Quality Assured Product Warranty <sup>1</sup> <b>5 Year</b>	Colour Rendering Index <sup>1</sup> <b>85</b>	Lumens Maintenance Ratio <sup>2</sup> <b>80</b>	Operating Hours <b>25,000</b>



## LED G4/G9 Capsules

- Ideal for domestic & commercial applications
- Can be used in both open & closed fittings
- Colour Rendering Index >90 G9 version available
- Warm White 2700K & Cool White 4000K
- Direct retrofit into existing fittings.
- Perfect for display and accent light fixtures
- Up to 92% Energy saving
- Up to 20000 Hours



### 3 Year Silver Warranty

Code	Lamp Type	Temp	Lm	ØxH (mm)
Non Dimmable				
05645	1.4W LED G4 Capsule - Non Dim	2700K	140	15x40
12V intensity LED bulbs require a BELL line driver or quality branded transformer				-
Dimmable				
05674	2W LED G9 Capsule - Dimmable	2700K	210	15x56
60043	2W LED G9 Capsule - Dimmable	4000K	210	
60227	3.5W LED G9 Capsule - Dimmable	2700K	470	18x54
60226	3.5W LED G9 Capsule - Dimmable	4000K	470	
Compatible with most branded Trailing Edge Dimmers including BELL Smart Universal LED Trailing/Leading Edge Dimmer Module. Code: 10803				

Index

1.4W  Energy Saving 90%    2W  Energy Saving 92%    3.5W  Energy Saving 92%

Quality Assured Product Warranty<sup>3</sup> **3 Year**    Colour Rendering Index<sup>2</sup> **85**    Colour Rendering Index<sup>2</sup> **90**    Lumens Maintenance Ratio<sup>1</sup> **80**    Operating Hours **20,000**

G9 3.5W Versions

F

# LED Square 2/4 Pin

- Replacement for 16W & 28W CFL Square lamps
- Same aesthetic as CFL Square lamp but reduced energy consumption
- Retrofit
- 25000 Hours
- Perfect for commercial & domestic applications
- Quick, easy installation



3 Year Silver Warranty				
Code	Lamp Type	Temp	Lm	DxHxW
Non Dimmable				
60455	8W Square LED 2D Lamp - GR8	3000K	880	24x128x150
60456	16W Square LED 2D Lamp - GR10q	3000K	1800	24x211x182

For use with magnetic ballast: Remove starter and capacitor  
 For use with electronic ballast: Remove control gear and wire directly to mains  
 Not suitable for emergency



8W $\Rightarrow$ $\frac{16}{W}$ Energy Saving 50%	16W $\Rightarrow$ $\frac{28}{W}$ Energy Saving 42%		
Quality Assured Product Warranty <sup>1</sup> <b>3 Year</b>	Colour Rendering Index <sup>2</sup> <b>85</b>	Lumens Maintenance Ratio <sup>2</sup> <b>80</b>	Operating Hours <b>25,000</b>



## LED 110V GLS

- Designed for safety applications
- Suitable for site lighting
- Direct replacement for standard GLS
- Retrofit size
- Suitable for use with low voltage site transformers
- Colour coded yellow base for easy identification
- 89% Energy Saving
- IP65 when used with suitable lamp holder
- Tough, robust design
- Plastic envelope



### 3 Year Silver Warranty

Code	Lamp Type	Temp	Lm	ØxH (mm)
Non Dimmable				
60538	6.6W LED 110V GLS Non Dim - BC	2700K		
60539	6.6W LED 110V GLS Non Dim - ES	2700K	810	57x103
60540	6.6W LED 110V GLS Non Dim - BC	4000K		
60541	6.6W LED 110V GLS Non Dim - ES	4000K		

Index

6.6W  89%

Quality Assured  
Product Warranty<sup>1</sup>  
**3 Year**

Colour Rendering  
Index<sup>2</sup>  
**85**

Lumens  
Maintenance Ratio<sup>3</sup>  
**80**

Suitable For  
Site Lighting  
**110V**

Operating  
Hours  
**20,000**

**E**

# LED BLD/BLT

- Ideal replacement for old CFL technology
- Energy saving benefits of LED without having to change fittings
- True retrofit size
- High CRI
- Not suitable for emergency or dimming
- Must bypass all existing control gear



3 Year Silver Warranty				
Code	Lamp Type	Temp	Lm	ØxH (mm)
Non Dimmable				
60450	6.5W LED BLD/BLT - 2/4 Pin, Non Dim , G24d/Gx24q	4000K	806	32x118
60451	8.5W LED BLD/BLT- 2/4 Pin, Non Dim , G24d/Gx24q	4000K	1055	
60452	12W LED BLD/BLT - 2/4 Pin, Non Dim , G24d/Gx24q	4000K	1521	44x124

For use with electronic/magnetic ballast: Remove control gear and wire directly to mains  
Not suitable for emergency



### Energy Savings compared to old technology CFL Lamps

6.5W $\Rightarrow$ $\frac{13}{W}$ Energy Saving <b>50%</b>	8.5W $\Rightarrow$ $\frac{18}{W}$ Energy Saving <b>52%</b>	12W $\Rightarrow$ $\frac{26}{W}$ Energy Saving <b>54%</b>	
Quality Assured Product Warranty <sup>1</sup> <b>3 Year</b>	Colour Rendering Index <sup>2</sup> <b>85</b>	Lumens Maintenance Ratio <sup>3</sup> <b>80</b>	Operating Hours <b>15,000</b>



## LED BLD/BLT/BLL/BLS

- Energy saving benefits of LED without having to change fittings
- Aluminium heat sink for improved life
- True retrofit size
- High CRI
- Not suitable for emergency or dimming
- Suitable for switch start/magnetic control gear
- Must bypass High Frequency control gear



### 3 Year Silver Warranty

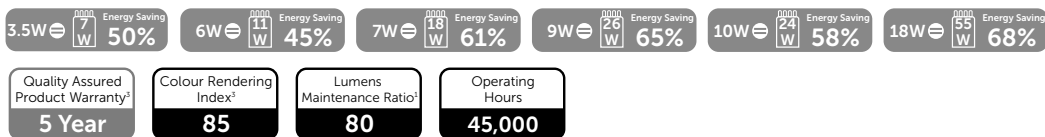
Code	Lamp Type	Temp	Lm	HxW (mm)
Non Dimmable				
70080	3.5W LED BLS 2 Pin - G23	4000K	350	135x32
70081	6W LED BLS 2 Pin - G23		600	237x32
70082	7W LED BLD 2/4 Pin - G24d/q		700	148x35
70083	9W LED BLD 2/4 Pin - G24d/q		900	171x35
70084	7W LED BLT 2/4 Pin - GX24d/q		700	124x38
70085	9W LED BLT 2/4 Pin - GX24d/q		900	139x38
70086	10W LED BLL 4 Pin - 2G11		1000	327x44
70087	18W LED BLL 4 Pin - 2G11		1800	542x44

For use with magnetic ballast: Remove starter and capacitor

For use with electronic ballast: Remove control gear and wire directly to mains

Not suitable for emergency

### Energy Savings compared to old technology CFL Lamps





# LED Strip

- Direct size replacement for Standard Strip Lamp
- Perfect replacement for inefficient incandescent lighting
- Lasts 15 times longer than Standard Strip Lamp
- 90% Energy Saving
- 20000 hours



3 Year Silver Warranty				
Code	Lamp Type	Temp	Lm	ØxH (mm)
Non Dimmable				
05156	3W LED 221mm Opal Strip Lamp, Non Dim S15	3000K	360	26x221
05157	5.5W LED 284mm Opal Strip Lamp, Non Dim S15	3000K	600	26x284



3W 30 Energy Saving 90%
5.5W 60 Energy Saving 90%

Quality Assured Product Warranty <sup>1</sup> <b>3 Year</b>	Colour Rendering Index <sup>2</sup> <b>85</b>	Lumens Maintenance Ratio <sup>3</sup> <b>80</b>	Operating Hours <b>20,000</b>
--	--	--	----------------------------------



## LED T8

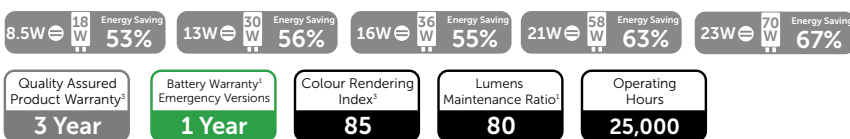
- Designed to replace conventional fluorescent tubes
- Cost effective and energy saving
- Suitable for both switch start and high frequency
- Long life up to 25000 hours
- Low maintenance costs
- Up to 67% Energy Savings
- Simple Retrofit
- Emergency pack available



### 3 Year Silver Warranty

Code	Lamp Type	Temp	Lm	ØxL (mm)
Non Dimmable				
60230	8.5W LED T8 Tube - G13, 600mm	4000K	1100	28x600
60231	13W LED T8 Tube - G13, 900mm		1600	28x900
60232	16W LED T8 Tube - G13, 1200mm		2000	28x1200
60233	21W LED T8 Tube - G13, 1500mm		2600	28x1500
60235	21W LED T8 Tube - G13, 1500mm		2600	28x1500
60234	23W LED T8 Tube - G13, 1800mm		3200	28x1800
08743	Emergency Pack for LED Tubes - Non Self Test	-	-	-
08744	Emergency Pack for LED Tubes - Self Test	-	-	-
For use with magnetic ballast: Remove starter and capacitor		-	-	-
For use with electronic ballast: Remove control gear and wire directly to mains		-	-	-
Emergency versions must be tested in line with the requirements of BS5266, failure to do so may effect battery life and warranty.				

### Energy Savings compared to old technology CFL Lamps



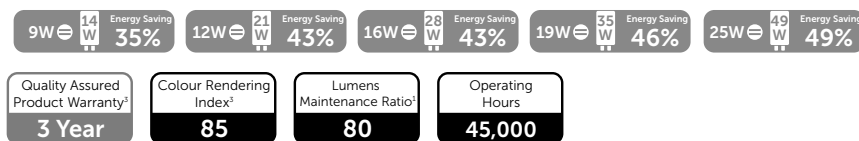
# LED T5

- Designed to replace conventional fluorescent tubes
- Cost effective and energy saving
- Suitable for both switch start and high frequency
- Long life 30000 hours
- Low maintenance costs
- 3 Year Warranty
- Up to 49% Energy Savings



3 Year Silver Warranty				
Code	Lamp Type	Temp	Lm	ØxL (mm)
Non Dimmable				
04338	9W LED T5 HE Tube - G5, Non Dim, 549mm	4000K	950	20x549
04339	12W LED T5 HE Tube - G5, Non Dim, 849mm		1440	20x849
04340	16W LED T5 HE Tube - G5, Non Dim, 1149mm		2100	20x1149
04341	19W LED T5 HE Tube - G5, Non Dim, 1449mm		2500	20x1449
04343	25W LED T5 HO Tube - G5, Non Dim, 1449mm		3500	20x1449
04355	10W LED T5 Tube - HO -G5, Non Dim, 549mm		1600	20x549
04356	16W LED T5 Tube - HO - G5, Non Dim, 849mm		2400	20x849
04357	25W LED T5 Tube - HO - G5, Non Dim, 1149mm		3800	20x1149
For use with magnetic ballast: Remove starter and capacitor		-	-	-
For use with electronic ballast: Remove control gear and wire directly to mains		-	-	-

## Energy Savings compared to old technology CFL Lamps



# Halogen Class 'C' Energy Saving 78/117mm R7's Linear

- Ideal for both domestic and commercial applications
- 2000 Hours
- Dimmable
- Retro-Fit
- Warm white



Code	Lamp Type	Temp	Lm
Dimmable			
03841	80W 240V 78mm Halogen Linear - R7 Dimmable	2700K	1400
03842	120W 240V 78mm Halogen Linear - R7 Dimmable	2700K	2250
03847	80W 240V 117mm Halogen Linear - R7 Dimmable	2700K	1400
03843	120W 240V 117mm Halogen Linear - R7 Dimmable	2700K	2250
03844	160W 240V 117mm Halogen Linear - R7 Dimmable	2700K	3150
03845	240W 240V 117mm Halogen Linear - R7 Dimmable	2700K	4900
03846	400W 240V 117mm Halogen Linear - R7 Dimmable	2700K	8700

Index

Operating  
Hours

**2,000**

**G**

# Halogen Class 'C' Halogen Capsule LV Capsule UV Block

- 2000 Hours
- Available in a variety of wattages
- Ideal for decorative lighting applications
- Dimmable
- Retro-Fit
- Warm White



Code	Lamp Type	Temp	Lm
Dimmable			
04079	18W E/S G9 Capsule Clear - Dimmable, Class C	2700K	205
04080	28W E/S G9 Capsule Clear - Dimmable, Class C	2700K	370
04081	42W E/S G9 Capsule Clear - Dimmable, Class C	2700K	625
04090	5W Capsule- G4, M9 - Dimmable	2700K	50
04120	10W Capsule- G4, M91 - Dimmable	2700K	120
04100	20W Capsule- G4, M47 - Dimmable	2700K	300
04129	20W Capsule- GY6.35, M76 - Dimmable	2700K	300
04130	35W Capsule- GY6.35, M75 - Dimmable	2700K	600
04110	50W Capsule- GY6.35, M32 - Dimmable	2700K	900

Index

Operating Hours  
**2,000**

**G**

## Incandescent Pygmy/Small Sign & Night Light

- Traditional Lamps
- Dimmable
- Available in a variety of wattages and cap types
- Warm White
- 1000 Hours



Code	Lamp Type	Temp	Lm
Dimmable			
02530	15W Small Sign (Pygmy) Dimmable - BC Clear	2700K	90
02610	15W Small Sign (Pygmy) Dimmable - SES Clear	2700K	90
02630	25W Small Sign (Pygmy) Dimmable - BC Clear	2700K	170
02640	25W Small Sign (Pygmy) Dimmable - SBC Clear	2700K	170
02650	25W Small Sign (Pygmy) Dimmable - SES Clear	2700K	170
02393	7W Nightlight Dimmable - CES Clear	2700K	34
02392	7W Nightlight Dimmable - SES Clear	2700K	34

Index

Operating  
Hours

1,000

G

# Incandescent Appliance Lamps

- Our appliance lamps cover a wide range of applications for all domestic appliances
- Traditional Lamps
- Dimmable
- Warm white
- 1000 Hours



Code	Lamp Type	Temp	Lm
Dimmable			
02400	15W Appliance Microwave/Fridge Lamp, Dimmable SBC Clear	2700K	80
02410	15W Appliance Microwave/Fridge Lamp, Dimmable SES Clear	2700K	80
02420	40W Cooker Hood Lamp Dimmable SBC Clear	2700K	360
02430	40W Cooker Hood Lamp Dimmable SES Clear	2700K	360
02431	15W Oven Lamp 300 Degree Dimmable SES Clear	2700K	85
02432	25W Oven Lamp 300 Degree Dimmable SES Clear	2700K	190
02433	40W Oven Lamp 300 Degree Dimmable SES Clear	2700K	360

Index

Operating Hours  
**1,000**

**G**

## IP Ratings

Classification of the degree of protection a luminaire provides against the entry of solid foreign bodies and moisture. IP65 rated units are protected against dust and offer protection against water jets.

### Recommended Light Levels - CIBSE Guidelines

Public areas with dark surroundings 10-50 Lux

Car parks 10-50 Lux

Warehouse racking 150 Lux

Brighter areas such as bathrooms 150-200 Lux

Warehouses, homes & theatres 150-200 Lux

Simple office work and classrooms 300-500 Lux

Normal office work with computers 300-500 Lux

Supermarkets and workshops 500-1000 Lux

### Typical Lighting requirements for commercial applications

#### Meeting & boardroom

The main lighting should be focused on the table areas. Allowing control of lighting near screens and displays. Use feature lighting to provide depth and impact.

#### Office area

Allow for flexible use of the space so that desks can be repositioned. Consider using occupancy detection and natural daylight, this will require lighting control. Light emergency escape routes.

#### Reception

The reception area provides the first impression of a business. The main and accent lighting should be varied to provide an interesting environment.

#### Stairwells

Focus on safety ensuring good light levels. Also ensure the emergency requirements for escape are met.

#### Showroom

Focus should be on the products being displayed. Good CRI is important to ensure that colours are displayed correctly, BELL LED lamps have good and consistent CRI. Also consider the reliability of the lighting, a long lamp life is important or the products will become dimly lit over time as lamp performance deteriorates.

#### Exterior

Think about the security requirements and the safe passage of staff and visitors when entering and leaving a building. Good exterior lighting can dramatically improve the look of a building so consider both lighting the area around the building and the elevations of the entrance area and side walls. The correct choice of fittings and colour temperature is important.

#### Making the most of your lighting

Good lighting design recognises the need for depth of view. Both ambient and accent lighting should be used, whilst combining colour temperatures to create a more comfortable working environment.

Ambient lighting is the general lighting within an area and typically contributes 80% of the overall lighting level.

Accent lighting adds interest and depth to a design and should compliment but not conflict with the ambient lighting. This can include wall washing, the subtle use of colour, up lighting and spotlighting.

Ingress	Description	Protection	Short Description
0	Not Protected	0	Not Protected
1	Protection against solid objects greater than 50mm	1	Protected against dripping water
2	Protected against solid objects greater than 12mm	2	Protected against dripping water when tilted up to 15°
3	Protected against solid objects greater than 2.5mm	3	Protected against spraying water
4	Protected against solid objects greater than 2.5mm	4	Protected against splashing water
5	Protected against solid objects greater than 1mm	5	Protected against water jets
6	Dust protected	6	Protected against heavy seas
7	Dust Tight	7	Protected against the effects of immersion
		8	Protected against submersion



# Lighting Glossary - a guide to terms used in lighting

## Wattage (W)

The unit for measuring electrical power. It defines the rate of energy consumption by an electrical device when it is in operation. The energy costs of operating a device is calculated as its wattage times the hours of use. In single phase circuits, it is related to volts and amps by the formula: Volts x amps x PF = Watts (Note for AC circuits PF must be included).

## Lumens (Lm)

A unit of light flow, or luminous flux. The lumen rating of a lamp is a measurement of the total light output of the lamp.

## Light Output Ratio (LOR)

The ratio of the total light output of a luminaire, compared with total lamp light output.

## Lux (Lx)

A unit of illuminance or light falling onto a surface. One lux is equal to one lumen per square meter. Ten lux approximately equals one footcandle.

## Candela (Cd)

Unit of luminous intensity, describing the intensity of a light source in a specific direction.

## Colour Rendering Index (CRI)

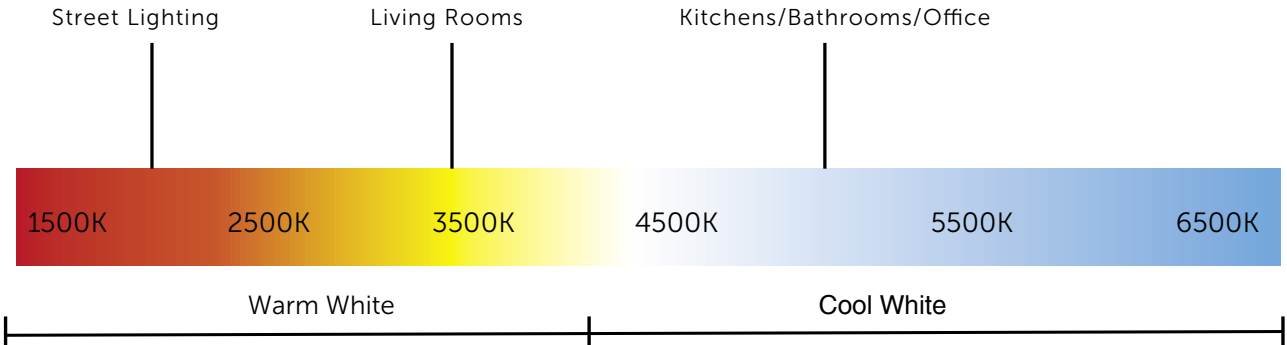
A scale of the effect of a light source on the colour appearance of an object compared to its colour appearance under a referenced light source. Expressed on a scale of 1-100, where 100 indicates no colour shift. A low CRI rating suggests the colours of objects will appear unnatural under that particular light source.

## Lumen Maintenance Ratio (LMR)

The proportion of light output of a lamp after a stated period compared with initial lumen output.

## Colour Temperature

The colour temperature is a specification of the colour appearance of a light source, relating the colour to a reference source heated to a particular temperature, measured by the thermal unit Kelvin. The measurement can also be described as the "warmth" or "coolness" of a light source. Generally, sources below 3200K are considered warm, while those above 4000K are considered cool sources.



The colour temperature of a light source is measured in degrees Kelvin. Above is a Kelvin temperature chart with examples of how colour temperature is used for different applications.

## Update: New energy label 2022

According to the new Energy Labelling Regulation (EU) 2019/2015 (ELR for short), lamps, LED modules and lights where the light source cannot be removed without destroying it will have to bear a new energy efficiency label from September 2021.

This will show a scale from A to G, which will make it easier for you to choose an efficient light source. In addition, the new energy label will be supplemented by a QR code. This provides you with important product information, which should also help you in your choice. The aim of the new regulation is thus to create a particularly consumer-friendly energy label.

### Why get rid of the A++ energy rating?

Back when energy labels were first introduced 20 years ago, the rating system was fairly simple. An A for the most energy efficient appliances and F for the least. But things got a little more complicated as new, more efficient products started coming out. That's how we've ended up with ratings of A+, A++.

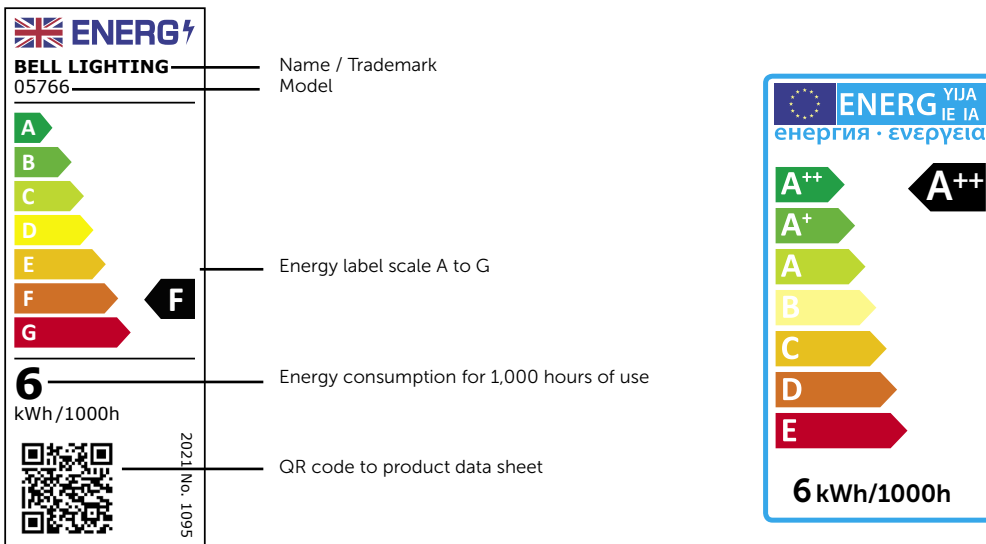
As LED lighting improved, more and more ended up in the A+ to A++ category. That made things confusing, since it was harder to tell which actually used less energy. This new change cuts out the confusion. Now appliances are rated from A to G - nice and easy!

### Why have an energy label?

Energy labels are there to help you make an informed choice when you're shopping- and that's true whether you're in the UK or the EU. An appliance with a low energy rating is less energy efficient than one with a high rating. So, if you buy a lamps with a G rather than an A rating, you could end up spending more on your electricity bill. And, of course, it's not as nice to the planet either!

## BELL Lamp Example

See below example of new and old energy label for BELL GU10 Lamp (code: 05766). This 6W lamp has a lumen output of 540, which equals 90 lumens per watt, giving a new energy rating of F. The energy efficiency of the lamp has not changed



#### Note on the transition period

Until the end of February 2023, you will find both the old and the new energy label in the shops. The relabeling will take place during these 18 months. From March 2023, the new energy label will be mandatory for all lamps, luminaires and LED modules.



# ELECTRICAL WASTE RECYCLING AND COLLECTION

As customers of Bell Lighting you are able to access our WEEE collection and recycling service.

Our national collection service provides a range of containers collecting the following:



## LAMP RECYCLING



HALOGEN



INCANDESCENT



2D LAMPS



METAL HALIDE



FLUORESCENT



LED LAMPS

## WEEE RECYCLING



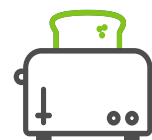
GENERAL



SMALL OFFICE



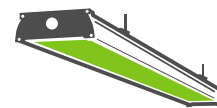
CABLING



KITCHEN



IT OFFICE



LUMINARIES



**BELL CUSTOMERS\*: TO REQUEST A COLLECTION OF OLD PRODUCTS PLEASE CONTACT:**

[sales@belllighting.co.uk](mailto:sales@belllighting.co.uk) | 01924 893380 | [belllighting.co.uk](http://belllighting.co.uk)

**TO REQUEST ANY OTHER RECYCLING PLEASE CONTACT:**



[sales@electricalwaste.com](mailto:sales@electricalwaste.com) | 01388 721 000 | [electricalwaste.com](http://electricalwaste.com)

\*Collection charges will apply

[technical@belllighting.co.uk](mailto:technical@belllighting.co.uk)  
[sales@belllighting.co.uk](mailto:sales@belllighting.co.uk)



## Social Media - Follow our channels

In less than 10 years, social media has become an essential part of our lives, follow BELL Lighting on our channels for all the latest LED lighting news, product updates, special promotions and much more.



**British Electric Lamps Ltd**  
BELL House, Foxbridge Way  
Normanton Ind Est, Normanton  
West Yorkshire. WF6 1TN



**BELL Ireland**  
Marina House, Clarence Street  
Dun Laoghaire, County Dublin  
Ireland. A96 AX76

©2024 British Electric Lamps Ltd. No part of this publication may be reproduced, stored in a retrieval system, or transmitted in any form, or by any means, electronic, mechanical, photocopying, recording or otherwise, without the prior permission of the publisher and copyright holder.

E&OE. As it is our policy to continually update our products with the latest in technological advances, the information and images contained in this catalogue are subject to change without notice. All measurements stated are approximate to within production tolerances of +/-5mm.

T: +44 (0)1924 893380  
E: sales@belllighting.co.uk

[www.belllighting.co.uk](http://www.belllighting.co.uk)